

LONGWOOD UNIVERSITY



Reclassifying
NCAA
Division I

Greg Prouty, Assistant AD for Media Relations • Office: 434.395.2097 • Cell: 434.390.0571
Athletics Complex, T2 M • 201 High Street • Farmville, VA 23909-1899
E-Mail: proutygd@longwood.edu • Fax: 434.395.2568 • www.longwoodlancers.com

Longwood University All-Time versus 2005-06 Opponents

Nebraska	0-1
Louisiana Tech	0-1
Yale	0-1
Virginia-Wise	5-1
William and Mary	0-2
Liberty	15-5
UMKC	0-2
Kansas State	0-1
#3 Villanova	0-1
High Point	4-9
Valparaiso	0-2
VCU	0-0
College of Charleston	0-0
Long Island	0-0
Rider	0-0
Richmond	0-0
IPFW	0-0
Navy	0-1
Savannah State	0-0
Hartford	0-1
North Carolina A&T	0-0
Texas A&M-Corpus Christi	0-1
Shenandoah	2-0
Virginia	0-0
James Madison	0-1
Hampton	0-0
Utah Valley State	0-3
Totals	26-33 (.441)

2005-06 Division I Independent Records (through December 20)

<u>Team</u>	<u>Record</u>	<u>Pct.</u>
Texas A&M-CC	6-4	.600
North Dakota State	5-6	.455
Utah Valley State	5-6	.455
South Dakota State	3-8	.273
UC Davis	2-7	.222
IPFW	2-8	.200
Longwood	2-9	.182
Texas-Pan American	2-9	.182
Savannah State	1-11	.083
Northern Colorado	0-13	.000

MEN'S BASKETBALL NOTES GAME #12 DECEMBER 22, 2005

Opponent VCU
Site Richmond, Virginia
Facility Alltel Pavilion at
..... Stuart C. Siegel Center
..... (7,500)
Tip-Off 7:30 p.m.
Radio WVHL, 92.9 FM
Talent Jon Schaeffer
Internet longwoodlancers.com



Probable Starters LONGWOOD LANCERS (2-9)

F	1-Clayton Morgan, 6-7, Jr. 9.8 ppg., 8.6 rpg., 1.4 apg.
G	10-Brandon Giles, 5-10, So. 1.4 ppg., 1.0 rpg., 2.0 apg.
G-F	22-Dana Smith, 6-5, So. 6.7 ppg., 3.0 rpg., 1.0 apg.
G-F	45-Maurice Sumter, 6-5, Jr. 12.5 ppg., 5.6 rpg., 2.2 apg.
F	50-Lamar Barrett, 6-6, So. 7.5 ppg., 3.5 rpg., 1.7 apg.

VCU RAMS (6-2)

G	20-B.A. Walker, 6-2, Jr. 11.1 ppg., 2.3 rpg., 2.1 apg.
F	21-Nick George, 6-6, Sr. 11.6 ppg., 3.8 rpg., 1.0 apg.
G	23-Jesse Pellot-Rosa, 6-4, Jr. 11.5 ppg., 4.9 rpg., 1.9 apg.
G	25-Alexander Harper, 6-4, Sr. 6.4 ppg., 3.5 rpg., 2.0 apg.
F	31-Eric Davis, 6-9, Jr. 8.3 ppg., 3.8 rpg., 0.4 apg.



Longwood University 2005-06 Men's Basketball Schedule/Results (2-9)

November

18	@Nebraska*-1	L 65-80
19	vs. Louisiana Tech*-1	L 73-83
20	vs. Yale*-1	L 67-70
26	Virginia-Wise	W 93-49
28	William and Mary*	L 75-88
30	Liberty*	W 88-75

December

3	@UMKC*	L 69-79
5	@Kansas State*	L 60-89
10	vs. #4 Villanova*#	L 77-90
17	High Point*	L 72-88
20	Valparaiso*	L 79-82
22	@VCU*	7:30
29	@Charleston*-2	7:30
30	vs. Long Island*-2 or Rider*-2	5:30 or 7:30

January

2	@Richmond*	4:00
5	@IPFW	8:00
7	@Valparaiso	8:05
17	@Navy	7:30
21	@Savannah State	4:00
28	Hartford*	2:00
30	IPFW*	7:00

February

2	North Carolina A&T	7:00
4	@Texas A&M-CC	8:00
8	Shenandoah	7:00
13	@Liberty*	7:00
15	@Virginia*	7:00
18	James Madison*	3:00
20	@Hampton*	7:00
25	Savannah State*	2:00

March

4	Utah Valley State*	3:00
---	---------------------------	------

All Times Eastern
Home Games In **Bold**
1-John Thompson Foundation
Basketball Challenge; Lincoln, Neb.
2-College of Charleston
Classic; Charleston, S.C.
*WVHL, 92.9 FM Kickin' Country
#Boardwalk Hall; Atlantic City, N.J.

**Longwood University
Career Games/Games Started**

No.-Player	G/GS
20-Michael Jefferson	69/69
45-Maurice Sumter	69/69
32-Husein Pistoljevic	68/29
50-Lamar Barrett	42/42
10-Brandon Giles	42/1
00-Darren Holmes	42/0
22-Dana Smith	41/4
44-Leland Beale	41/0
42-Chad Kosmo	36/35
15-Joel Rowe	36/0
30-Jon Larson	30/0
12-Bryan Butler	11/10
1-Clayton Morgan	11/7
3-Kirk Williams	11/0

**2005-06
LONGWOOD UNIVERSITY
RECORD WHEN ...**

Playing ranked teams	0-1
Leading at the half	2-2
Trailing at the half	0-7
Tied at the half	0-0
In overtime	0-0
Outrebounding opponent	2-3
Opp. outrebounds LU	0-5
Teams tie in rebounds	0-1
Shooting 50% or better	0-1
Shooting less than 50%	2-8
Opp. shoots 50% or better	1-6
Opp. shoots less than 50%	1-3
LU shoots better than opp.	1-0
Opp. shoots better than LU	1-9
LU scores 80 or more	2-0
LU scores less than 80	0-9
Opp. scores 80 or more	0-6
Opp. scores less than 80	2-3
LU has 5 or more 3s	1-7
LU has less than 5 3s	1-2
LU has 15 or less TOs	2-3
LU has more TOs than opp.	0-3

Series History

Longwood University and VCU are meeting for the first-time ever in the sport of men's basketball. This is, however, the second game this season for the Lancers against a league member of the Colonial Athletic Association. Longwood lost to William and Mary by a score of 88-75 back on Nov. 28 in Farmville.

The Lancers are 0-5 all-time against member institutions of the CAA; having played Hofstra (0-1), James Madison (0-1), Old Dominion (0-1), and W&M (0-2) -- each during the past two seasons.

Longwood and VCU will meet again next season in Farmville, as well as the following year back in Richmond.

Coaches Corner

Longwood University head coach Mike Gillian (North Adams State, 1986) is in his third year guiding the Lancers. His overall record at Longwood is 8-61, including 2-9 this year, also his third year as a collegiate head coach.

VCU head coach Jeff Capel III (Duke, 1997) is in his fourth year with the Rams. He is 66-33 at VCU, including 6-2 this year, also his fourth year as a collegiate head coach.

The Ratings Game

Longwood enters the game against VCU rated from 282 to 309 among the 334 Division I men's basketball-playing institutions, at least in the following four rating services: CBS Sportsline RPI (282, .4122), CollegeRPI.com (291, .3962), Ken Pomeroy's College Basketball RPI (303, .4989), and the Sagarin Ratings (309, 62.72). *The average rating is 297.*

VCU is rated from 55 to 88 in the same four ratings: CBS Sportsline RPI (55, .6008), CollegeRPI.com (66, .5816), Pomeroy's College Basketball RPI (71, .5058), and the Sagarin Ratings (88, 78.97). *The average rating is 70.*

About VCU

VCU is 6-2 following a 67-54 CAA home win past Georgia State on Tuesday (Dec. 20). The Rams were led in that game by Jesse Pellot-Rosa with 17 points, while Alexander Harper added 12 points with Eric Davis and Nick George each contributing 11 points. VCU trailed 38-29 at halftime before the Rams outscored GSU 38-16 in the second half.

VCU has been led this season in scoring by George (11.6), Pellot-Rosa (11.5), and B.A. Walker (11.1). Pellot-Rosa leads the team in rebounding (4.9) and three-point field goal percentage (57%, 13-23).

The Rams are scoring 62.1 points while limiting opponents to just 55.9 (+6.3), shooting 41% (176-425) from the field, including 37% (59-159) on three-pointers, and 70% (86-123) at the free throw line.

About Longwood

Longwood is 2-9 following an 82-79 home loss to Valparaiso on Tuesday (Dec. 20). The Lancers were led in that game by Clayton Morgan and Maurice Sumter with 25 points each, while Dana Smith added 11 points off the bench -- all in the second half. Longwood trailed 45-36 at halftime but led 66-57 midway of the second half before the Crusaders rallied back down the stretch for the win. The Lancers did have a three-point opportunity in the final seconds that would have sent the game to OT.

Longwood has been led all season in scoring by Michael Jefferson and his 14.5 points as he adds 2.0 rebounds while shooting 45% (54-120) from the field, including 42% (18-43) on three-pointers, and 83% (34-41) at the line. Sumter adds 12.5 points and 5.6 rebounds while shooting 45% (53-117) from the field and 82% (23-28) at the line.

The Lancers are scoring 74.4 points while allowing opponents 79.4 (-5.0), shooting 42% (298-713) from the field, including 32% (66-206) on three-pointers, and 73% (156-215) at the line.

**Jefferson Leading The Way,
But Doubtful Against VCU**

Michael Jefferson leads Longwood in points (160), scoring average (14.5), field goals (54-4.9), field goal attempts (120-10.9), three-point field goals (18-1.6), free throws (34-3.1), and free throw attempts (41-3.7). He has led the Lancers in scoring seven times, in steals two times, in blocks two times, and in assists one time.

Jefferson has posted season-highs of 26 points (Louisiana Tech, Nov. 19), six rebounds (Liberty, Nov. 30), four assists (#4 Villanova, Dec. 10), three steals on three occasions, and two blocks (#4 Villanova, Dec. 10).

Unfortunately, Jefferson suffered an ankle injury during the opening minute of the second half against Valparaiso. He did not return to the contest against the Crusaders, and is doubtful to play at VCU against the Rams.

Sumter Remains Consistent

Maurice Sumter has been consistent all season and leads Longwood in both minutes (344-31.3) and blocked shots (8-0.7). He has led the Lancers in scoring three times, in steals five times, in rebounding three times, in assists three times, and in blocks two times.

Sumter has posted season-highs of 25 points (Valparaiso, Dec. 20), nine rebounds (Liberty, Nov. 30), five assists on two occasions, three steals on four occasions, and two blocks on three occasions.

Sumter could reach the 1,000-point plateau this season as well. He currently has 774 career points and would only need to maintain his current 12.5 scoring average over the final 19 games in order to surpass the plateau this year.

Morgan Keeps Getting Better

Junior transfer Clayton Morgan continues to get better and better each game for Longwood this year. He has started the last seven games and is averaging 9.8 points and 8.6 rebounds overall, though posting a

2005-06 LONGWOOD UNIVERSITY NUMERICAL ROSTER

<u>No.</u>	<u>Name</u>	<u>Position</u>	<u>Year</u>	<u>Ht.</u>	<u>Wt.</u>	<u>Hometown/Last School</u>
00	Darren Holmes••	Forward	Junior	6-6	215	Virginia Beach, Va./Princess Anne
1	Clayton Morgan	Forward	Junior	6-7	230	Brooklyn, N.Y./Fashion Institute (JC)
3	Kirk Williams	Forward	Freshman	6-6	180	White Plains, N.Y./Woodlands
10	Brandon Giles•	Guard	Sophomore	5-10	150	Gaithersburg, Md./Magruder
12	Bryan Butler	Guard	Freshman	6-0	170	Woodbridge, Va./Potomac
15	Joel Rowe••	Guard	Junior	6-1	190	Colonial Heights, Va./Colonial Heights
20	Michael Jefferson••@	Guard	Junior	6-3	200	Chesterfield, Va./Meadowbrook
22	Dana Smith•	Guard-Forward	Sophomore	6-5	225	Woodbridge, Va./C.D. Hylton
30	Jon Larson••	Forward	R-Junior	6-6	190	Leesburg, Va./Loudoun County
32	Husein Pistoljevic••@	Guard	Junior	6-2	185	Richland, Wash./Hanford
42	Chad Kosmo•	Center	Senior	6-11	260	Northport, Maine/St. Petersburg (JC)
44	Leland Beale••	Forward-Center	Junior	6-8	255	Poquoson, Va./Oak Ridge Military
45	Maurice Sumter••@	Guard-Forward	Junior	6-5	180	Alexandria, Va./T.C. Williams
50	Lamar Barrett•	Forward	Sophomore	6-6	190	Providence, R.I./St. Andrew's School

•Returning Letterwinners; @Captains

Head Coach: Mike Gillian

Assistant Coaches: Bill Reinson, Doug Thibault, Michael Huger

PRONUNCIATION: Brandon Giles (Jiles), Chad Kosmo (Koz-mo), Husein Pistoljevic (Hoo-sane Pis-tol-lee-uh-vich), Joel Rowe (Row), Mike Gillian (Gil-leeun), Michael Huger (Hyou-ger), Doug Thibault (T-bow)

double-double average of 12.6 points and 11.0 rebounds in the seven games as a starter.

Morgan has posted season-highs of 25 points (Valparaiso, Dec. 20), 16 rebounds (UMKC, Dec. 3), five assists (Valparaiso, Dec. 20), and two steals (Kansas State, Dec. 5). He has led the team in rebounding six times, including the past five-straight while posting three double-figure rebounding efforts.

Morgan leads the team in rebounds (95), rebounding average (8.6), free throw attempts (41, 3.7), offensive rebounds (37, 3.4), and defensive rebounds (58, 5.3).

Barrett Back In Double-Figures

After scoring a combined 20 points in the previous four games, Lamar Barrett returned to double-figure scoring with his 14-point effort against High Point (Dec. 17). He has started every game this season, averaging 7.5 points and 3.5 rebounds.

Barrett has posted season-highs of 14 points (High Point, Dec. 17), six rebounds (#4 Villanova, Dec. 10), four assists (Louisiana Tech, Nov. 19), and three steals (Nebraska, Nov. 18). He had seven points and five rebounds against Valparaiso (Dec. 20).

Experienced Depth

Longwood is much deeper off the bench this year with the return of letterwinners Husein Pistoljevic, Dana Smith, and Brandon Giles. Pistoljevic has played in 10 games while averaging 3.8 points, including a season-high of 10 points (UVA-Wise, Nov. 26). Smith has played in all 11 games

while averaging 6.7 points and 3.0 rebounds, including career-highs of 15 points and nine rebounds (UVA-Wise, Nov. 26). He scored 11 points, all in the second half, against Valparaiso (Dec. 20). Giles has also played in all 11 games, including a start against Valparaiso (Dec. 20), while averaging 1.4 points and 2.0 assists. He has season-highs of six points (Yale, Nov. 20) and five assists (Nebraska, Nov. 18).

Freshmen Enjoy Impressive Debuts

Freshmen Bryan Butler and Kirk Williams have been quite impressive while making their respective debuts for Longwood this year.

Butler has started 10 of 11 games while averaging 8.6 points, 2.4 rebounds, 2.4 assists, and 1.7 steals. He has led the team in steals four times, and in assists three times.

Butler has posted season-highs of 15 points on three occasions, four rebounds on three occasions, five assists (#4 Villanova, Dec. 10), and five steals (Liberty, Nov. 30).

Williams has played off the bench while posting 8.2 points and 4.6 rebounds, shooting 50% (33-66) from the field, including highlight-reel dunks already this year against Nebraska (Nov. 18), Louisiana Tech (Nov. 19), Liberty (Nov. 30), and #4 Villanova (Dec. 10).

Williams has posted season-highs of 17 points (Liberty, Nov. 30), nine rebounds (UVA-Wise, Nov. 26), two assists on two occasions, and two steals on two occasions.

Injuries Affect Three Others Too

Senior Chad Kosmo, along with juniors Leland Beale and Jon Larson have each

missed games this season due to injuries. Kosmo (2.0 points, 3.6 rebounds), a starter last season and earlier this year, has missed six of the last seven games with an ankle injury suffered against UVA-Wise, his first games missed as a Lancer since joining the program before last season (36/35). He did play less than a minute against High Point (Dec. 17), but did not see action against Valparaiso (Dec. 20).

Beale and Larson, both reserves, have yet to play this season due to back injuries. Beale had surgery in August, while Larson is still doubtful after suffering his injury just prior to the the season opening.

Does This Stat Really Mean Anything

Longwood has made at least one three-point field goal in 95-straight games, including a high of 13 (Virginia Union, Feb. 5, 2004) and a low of one on five occasions. The last time the Lancers did not connect on at least one three-pointer was Nov. 26, 2002, ironically, a 72-68 road win at Lenoir-Rhyne (N.C.).

Playing In Historic Venues

Longwood has already played two games this season in historic venues. The game against #4 Villanova was played in Boardwalk Hall and had been arranged by the Atlantic City Convention & Visitors Authority, in conjunction with the New York-based Worldwide Marketing & Media Group, and was the first Division I men's basketball game in Atlantic City in nine years.

Most notable among many, many significant events that have taken place in Boardwalk Hall over the years is *The Miss*

**2005-06 ESPN/USA Today
Coaches Poll**

(as of December 19)

1. Duke (29)	773
2. Connecticut (1)	738
3. Villanova (1)	718
4. Memphis	655
5. Florida	632
<i>6. Illinois</i>	<i>624</i>
7. Washington	571
8. Oklahoma	549
9. Gonzaga	489
10. Louisville	447
11. Michigan State	429
12. UCLA	421
13. George Washington	366
14. Boston College	319
15. Texas	291
16. Maryland	267
17. Indiana	248
18. North Carolina State	238
19. North Carolina	198
20. Kentucky	184
21. Nevada	144
22. Ohio State	136
23. Wisconsin	105
<i>24. Wake Forest</i>	<i>93</i>
<i>25. Pittsburgh</i>	<i>65</i>

2005-06 Associated Press Poll
(as of December 19)

1. Duke (66)	1,793
2. Connecticut (5)	1,728
3. Villanova (1)	1,662
4. Memphis	1,520
5. Florida	1,414
<i>6. Illinois</i>	<i>1,363</i>
7. Oklahoma	1,310
8. Gonzaga	1,296
9. Washington	1,263
10. Michigan State	1,125
11. Louisville	1,001
12. UCLA	960
13. George Washington	914
14. Boston College	785
15. Texas	689
16. Maryland	608
17. North Carolina	549
18. Indiana	521
19. Kentucky	469
20. Nevada	391
21. North Carolina State	384
<i>22. Wake Forest</i>	<i>285</i>
23. Tennessee	281
24. Ohio State	257
25. Iowa	154

2005-06 Longwood University
opponents in **bold**;
2004-05 Longwood University
opponents in *italics*

America Pageant, contested on the Boardwalk for over 50 years.

Longwood played UMKC (Dec. 3) in Municipal Auditorium located in downtown Kansas City, Missouri. That storied facility has hosted more NCAA Tournament Final Fours than any other venue as nine National Championships have been played in the building, though the last was in 1965.

The 9,827-seat facility has also hosted the NAIA National Tournament for over 50 years.

**Jefferson Surpasses 1,000
Career Points**

Michael Jefferson surpassed 1,000 career points at Longwood during an 89-60 road loss at Kansas State earlier this month (Dec. 5). He became only the 14th Lancer to score 1,000 career points, and currently totals 1,046 points (13th all-time) in 69 career games (15.2).

The all-time leading scorer at Longwood is Kevin Jefferson (1986-90, no relation to Michael) who totaled 1,806 career points. Number two on the list? None other than Jerome Kersey (1980-84) who scored 1,756 career points for the Lancers. Ironically, Kersey was just recently back on-campus (Nov. 26-28) as he was a member of the inaugural Longwood University Athletics Hall of Fame Class. The former 17-year NBA veteran was present at both the UVA-Wise (Nov. 26) and the William and Mary (Nov. 28) home contests in Willett Hall.

Jefferson Keeps Streak Alive

Michael Jefferson has now been named to *All-Tournament Teams* for three-straight seasons. He was selected to the season-opening John Thompson Foundation Challenge All-Tournament Team for his three-game efforts in Lincoln, Nebraska Nov. 18-20, averaging 12.3 points and 2.7 assists, including a team-high 26 points against Louisiana Tech (L 83-73).

Jefferson was also named to the Las Vegas Holiday Classic All-Tournament Team last Dec. 23-31 after averaging 24.6 points, 5.4 rebounds, and 4.2 assists against four NCAA Tournament teams from the previous year; including #1 Illinois (30 points, 6 assists) #17 Cincinnati (27 points), Northern Iowa (20 points), and Valparaiso (22 points).

He was picked for the National Provisional All-Tournament Team March 4-5, 2004 after averaging 20.0 points, 4.5 rebounds, 4.0 steals, and 3.0 assists in two games played in Fort Myers, Florida at Florida Gulf Coast University.

**LONGWOOD UNIVERSITY
VS. VCU**

BY THE NUMBERS

Category	LU	VCU
Scoring Off.	74.4	62.1
Scoring Def.	79.4	55.9
Scoring Margin	-5.0	+6.3
Rebound Avg.	37.5	31.1
Rebound Margin	+0.2	-5.5
Off. Rebounds	15.0	10.1
Def. Rebounds	22.5	21.0
FG Percentage	41.8	41.4
3FG Percentage	32.0	37.1
3FGs Made	6.0	7.4
FT Percentage	72.6	69.9
FG% Defense	48.6	38.9
Assists	14.9	11.9
TO Margin	+1.2	+5.4
Blocks	2.5	2.5
Steals	8.3	11.1

INDIVIDUAL LEADERS

Scoring Average

Name	Points	Avg.
Michael Jefferson	160	14.5
Maurice Sumter	137	12.5
Clayton Morgan	108	9.8

Field Goal %

Name	FG-A	FG%
Kirk Williams	33-66	.500
Lamar Barrett	36-74	.486
Dana Smith	26-57	.456

Three-Point Field Goal %

Name	3FG-A	3FG%
Dana Smith	7-15	.467
Michael Jefferson	18-43	.419
Maurice Sumter	8-24	.333

Free Throw %

Name	FT-A	FT%
Bryan Butler	11-13	.846
Michael Jefferson	34-41	.829
Maurice Sumter	23-28	.821

Rebounding Average

Name	Rebounds	Avg.
Clayton Morgan	95	8.6
Maurice Sumter	62	5.6
Kirk Williams	51	4.6

Assist Average

Name	Assists	Avg.
Bryan Butler	26	2.4
Michael Jefferson	26	2.4
Maurice Sumter	24	2.2

Steal Average

Name	Steals	Avg.
Bryan Butler	19	1.7
Maurice Sumter	18	1.6
Michael Jefferson	17	1.5

Block Average

Name	Blocks	Avg.
Maurice Sumter	8	0.7
Dana Smith	8	0.7
Lamar Barrett	3	0.3

2005-06 VCU NUMERICAL ROSTER

No.	Name	Pos.	Yr.	Ht.	Wt.	Hometown
1	Renardo Dixon	F	Jr.	6-9	210	Houston, Texas
2	Wil Fameni	F	Jr.	6-7	240	Duola, Cameroon
3	Eric Maynor	G	Fr.	6-2	165	Fayetteville, N.C.
4	Michael Anderson	F	So.	6-7	190	Virginia Beach, Va.
5	Julian Capel	G	Sr.	6-5	185	Fayetteville, N.C.
20	B.A. Walker	G	Jr.	6-2	160	Onancock, Va.
21	Nick George	F	Sr.	6-6	205	Manchester, England
23	Jesse Pellot-Rosa	G	Jr.	6-4	195	Richmond, Va.
25	Alexander Harper	G	Sr.	6-4	190	Columbia, S.C.
30	Calvin Roland	C	Sr.	6-10	250	Hephzibah, Ga.
31	Eric Davis	F	Jr.	6-9	225	Philadelphia, Pa.
32	Jamal Shuler	G	So.	6-3	180	Jacksonville, N.C.
40	Sam Faulk	F	So.	6-8	215	Fayetteville, N.C.
42	T.J. Gwynn	F	Fr.	6-4	190	Burlington, N.C.

Head Coach: Jeff Capel

Assistant Coaches: Gerald White, Mark Cline, Jeff LaMere

**Four Starters Return;
94% Of Offense Back**

Longwood returned four starters for 2005-06 among 11 letterwinners from a year ago, including the top eight scorers overall who combined for 94 percent (1,865 of 1,978 points) of the team's offense. The same eight combined to play 5,688 of the squad's 6,275 minutes overall (91%), each of the eight players averaging at least 15.0 minutes per game.

The returning starters are Michael Jefferson and Maurice Sumter, who have each started every game of their respective careers, along with Chad Kosmo and Lamar Barrett.

Talented Newcomers

Coach Gillian's third recruiting class, already mentioned, includes junior college transfer Clayton Morgan, along with freshmen Kirk Williams and Bryan Butler.

Morgan averaged a double-double of 18.4 points and 11.5 rebounds while earning All-Region XV honors at NJCAA Division III Fashion Institute (N.Y.).

Williams averaged 17.1 points and 7.6 rebounds at Woodlands (N.Y.) High School during his senior year.

Butler averaged 14.3 points at prep school Coastal Christian Academy in Virginia Beach last season while shooting 46% (83-181) on three-point field goals.

Preseason Honors

Michael Jefferson was named to the pre-season *Street & Smith's* magazine All-Independents Team, as well as the *Lindy's* magazine All-Independent first-team.

Maurice Sumter was named to the pre-season *Lindy's* magazine Independent Honor Roll as the Most Versatile.

Lamar Barrett was named to the pre-season *Lindy's* magazine All-Independent second-team. He was also named to the *Columbia Classic* All-Tournament Team while making his collegiate debut a year ago, averaging 17.5 points during his first two appearances.

The 2005-06 Schedule

The schedule is highlighted by first-ever games against #4 Villanova in Atlantic City, Virginia, Kansas State, VCU, Richmond, Nebraska, and Louisiana Tech. The Lancers play at Virginia of the Atlantic Coast Conference (ACC) on February 15 at 7 p.m., and at Richmond of the Atlantic 10 Conference on January 2 at 4 p.m..

Gillian Names Junior Captains

Coach Gillian named his captains for 2005-06: Michael Jefferson, Maurice Sumter, and Husein Pistoljevic. This will be Jefferson's third-straight year serving as a team captain and Sumter's second consecutive season as a team captain; Pistoljevic is a first-time team captain.

Charting New Territory

Longwood University is playing 30 Division I games for the second-straight year during 2005-06, and will face 15 institutions for the first-time ever. These include Nebraska (Nov. 18), Louisiana Tech (Nov. 19), Yale (Nov. 20), Kansas State (Dec. 5), #4 Villanova (Dec. 10), VCU (Dec. 22), College of Charleston (Dec. 29), Long Island (Dec. 30), Rider (Dec. 30), Richmond (Jan. 2), IPFW (Jan. 5 & Jan. 30), Savannah State (Jan. 21 & Feb. 25), North Carolina A&T (Feb. 2), Virginia (Feb. 15), and Hampton (Feb. 20).

Longwood University

Location Farmville, Virginia
 Founded 1839
 Enrollment 4,350
 Nickname Lancers
 Colors Blue & White
 Affiliation ... *Reclassifying Division I*
 Conference Independent
 Facility Willett Hall (2,522)
 President Dr. Patricia P. Cormier
 Alma Mater Boston University
 Director of Athletics .. Rick Mazzuto
 Alma Mater Trinity (Conn.)
 (1971)
 Athletics Phone 434.395.2057

Coaching Staff

Head Coach **Mike Gillian**
 Alma Mater
 North Adams State (1986)
 Career Record 8-56 (2+)
 Record At Longwood 8-56 (2+)
 Office Phone 434.395.2838
 E-Mail gillianjm@longwood.edu
 Best Time to Contact Mornings
 Coordinate Through Greg Prouty
Assistant Coach **Bill Reinson**
 Alma Mater Phoenix (2000)
 Office Phone 434.395.2891
 E-Mail reinsonwf@longwood.edu
Assistant Coach **Doug Thibault**
 Alma Mater Boise State (1998)
 Office Phone 434.395.2654
 E-Mail ... thibaultde@longwood.edu
Assistant Coach **Michael Huger**
 Alma Mater Bowling Green
 (1993)
 Office Phone 434.395.2733
 E-Mail hugerma@longwood.edu

Team Information

2004-05 Record 1-30
 Home Record 1-10
 Away Record 0-16
 Neutral Record 0-4
 Letterwinners Returning/Lost
 11/3
 Starters Returning/Lost 4/1
 Newcomers 3

Program History

First Year 1976
 All-Time Record 402-392
 NCAA Tournament Appearances
 4
 Most Recent 2001
 .. Division II East Region Semifinals
 Queens (N.C.), L 77-76 OT

Honors Candidate

..... Michael Jefferson
 2005 All-Independent 2nd-Team

**2005-06 LONGWOOD UNIVERSITY
INDIVIDUAL SUPERLATIVES**

20-Point Games

Michael Jefferson (2)

Date	Points	Opponent
11-19-05	26	Louisiana Tech
11-30-05	22	Liberty

Clayton Morgan (1)

Date	Points	Opponent
12-20-05	25	Valparaiso

Maurice Sumter (1)

Date	Points	Opponent
12-20-05	25	Valparaiso

10-Rebound Games

Clayton Morgan (3)

Date	Rebounds	Opponent
12-3-05	16	UMKC
12-17-05	15	High Point
12-20-05	13	Valparaiso

Double-Doubles

Clayton Morgan (2)

Date	Pts	Rebs	Opponent
12-3-05	13	16	UMKC
12-20-05	25	13	Valparaiso

5-Assist Games

Maurice Sumter (2)

Date	Assists	Opponent
11-20-05	5	Yale
12-20-05	5	Valparaiso

Bryan Butler (1)

Date	Assists	Opponent
12-10-05	5	#4 Villanova

Brandon Giles (1)

Date	Assists	Opponent
11-18-05	5	Nebraska

Michael Jefferson (1)

Date	Assists	Opponent
11-30-05	5	Liberty

Clayton Morgan (1)

Date	Assists	Opponent
12-20-05	5	Valparaiso

3-Steal Games

Maurice Sumter (4)

Date	Steals	Opponent
11-20-05	3	Yale
11-26-05	3	UVA-Wise
11-28-05	3	W&M
12-3-05	3	UMKC

Bryan Butler (4)

Date	Steals	Opponent
11-26-05	3	UVA-Wise
11-28-05	3	W&M
11-30-05	5	Liberty
12-17-05	3	High Point

Michael Jefferson (3)

Date	Steals	Opponent
11-28-05	3	W&M
11-30-05	3	Liberty
12-5-05	3	Kansas State

Lamar Barrett (1)

Date	Steals	Opponent
11-18-05	3	Nebraska

Dana Smith (1)

Date	Steals	Opponent
11-26-05	3	UVA-Wise

3-Block Games

Dana Smith (1)

Date	Blocks	Opponent
12-17-05	3	High Point

Pistoljevic In The Record Book

Husein Pistoljevic made nine three-point field goals against Virginia Union on Feb. 5, 2004 at home to establish a new single-game record for three-pointers, also a Willett Hall-record.

For his career, Pistoljevic now totals 140 three-pointers to rank third all-time at Longwood.

Roster Spans Six States

Longwood University's 14-player roster features student-athletes from six states. The Commonwealth of Virginia leads the way with eight, including Leland Beale (Poquoson), Bryan Butler (Woodbridge), Darren Holmes (Virginia Beach), Michael Jefferson (Chesterfield), Jon Larson (Leesburg), Joel Rowe (Colonial Heights), Dana Smith (Woodbridge), and Maurice Sumter (Alexandria).

Other states represented include New York (two): Clayton Morgan (Brooklyn) and Kirk Williams (White Plains); Maine (one): Chad Kosmo (Northport); Maryland (one): Brandon Giles (Gaithersburg); Rhode Island (one): Lamar Barrett (Providence); and Washington (one): Husein Pistoljevic (Richland).

This And That On The Lancers

Maurice Sumter graduated from T.C. Williams High School in Alexandria, Virginia -- that's the same high school made famous in the movie "Remember The Titans."

Husein Pistoljevic was born in Bosnia and lived there for 11 years before moving to Washington state with his parents and an older brother.

Lamar Barrett scored his 1,000th career point in high school on a set-play, designed by his St. Andrews (R.I.) School head coach Mike Hart, a play called "Longwood."

A cousin of Clayton Morgan is New York Yankee pitcher Tom Gordon.

The Coaching Staff

Third-year head coach Mike Gillian was previously an assistant at George Mason University under head coach Jim Larranaga from 1997-2003. He had also worked under Larranaga for one season at Bowling Green State (1996-97) prior to arriving at George Mason.

During Gillian's six seasons as an assistant coach at Mason, the Patriots went 100-74 overall, including a 66-34 CAA record, winning two CAA Tournament championships (1999, 2001) and two CAA regular season titles (1999, 2000). George Mason also earned two NCAA Tournament appearances (1999, 2001) and made one National Invitation Tournament (NIT) appearance (2002).

Coach Gillian's staff includes Bill Reinson, in his fourth year with the program, along with third-year staff member Doug Thibault and first-year assistant Michael Huger. Huger played for Larranaga at BGSU (1989-93), and was runner-up to Ohio's Gary Trent for MAC Player of the Year in 1993.

Program Has Over 400 Wins

Longwood University, competing in its 30th year, enters tonight's game with an overall record of 402-392 (.506). The Lancers have enjoyed 17 seasons at a .500 record or above, including four NCAA Tournament appearances (5-6 record - 1980, 1994, 1995, 2001). Longwood advanced to the Division III Final Four in 1980, and made three Division II Tournament appearances.

Seven former Longwood players have earned All-America honors, including one National Player of the Year, Colin Ducharme (2001). Ducharme is currently a graduate student at Massachusetts Institute of Technology (MIT) enrolled in its Leaders for Manufacturing Program working toward a dual masters degree in both business and engineering.

The Lancers also boast one former player who played in the NBA as Jerome Kersey (1980-84) spent 17 years in the league, 11 with the Portland Trail Blazers. Kersey spent 2004-05 as an assistant coach with the Milwaukee Bucks.

How Times Have Changed

Amazing how things have changed at Longwood University, located in historic Farmville, Virginia (population 6,500), approximately 65 miles west of Richmond. Founded in 1839 as the Farmville Female Seminary Association, the commonwealth acquired the school in 1884 and it became the first state institution of higher learning for women in Virginia, eventually becoming fully coeducational in 1976.

Presently, Longwood has a combined undergraduate and graduate enrollment of 4,350 and best of all, the Lancers have an intercollegiate athletics program on the cusp of Division I certification.

Longwood University Head Coach Mike Gillian

Longwood University named Mike Gillian as the seventh head coach in the history of men's basketball at the institution on May 2, 2003. Coach Gillian, in his third year during 2005-06, is charged with building an NCAA Division I program, and has been doing so from the ground up during his first two seasons while compiling a record of 6-52. The program begins this season with 11 scholarship players and four returning starters among 11 letterwinners on the 14-player roster.

Longwood finished 1-30 during 2004-05, year two of the University's *Division I Reclassification* and first year playing a full Division I schedule. The Lancers competed with nine scholarship players, no seniors, and 13 freshmen and sophomores on the 14-player roster. Longwood was 5-22 during 2003-04, year one of the transition while competing with seven scholarship players and only four returning letterwinners on the 14-player roster. That team was depleted even further at mid-season with the loss of the team's leading scorer.

Prior to his arrival at Longwood, Coach Gillian had been an assistant coach at George Mason University under head coach Jim Larranaga from 1997-2003. He had also worked under Larranaga for one season at Bowling Green State (Ohio) University (1996-97) before going to George Mason with Larranaga.

"Mike brings an excellent Division I background to our University," explained Director of Athletics Rick Mazzuto. "He has worked with an outstanding head coach in Jim Larranaga and is ready to move the Longwood program forward."

During Gillian's six seasons as an assistant coach at Mason, the Patriots went 100-74 overall with a 66-34 Colonial Athletic Association (CAA) record, winning two CAA Tournament championships (1999, 2001) and two CAA regular season titles (1999, 2000). George Mason also earned two NCAA Tournament appearances (1999, 2001) and made one National Invitation Tournament (NIT) appearance (2002). The Patriots were 57-18 overall at home in the Patriot Center, posting a 41-8 CAA homecourt record.

At Bowling Green, the Falcons finished 22-10 while winning the 1997 Mid-American Conference regular season title (13-5) and earning an NIT appearance.

"I'm very excited and would like to thank President Cormier (Dr. Patricia P. Cormier) and Rick Mazzuto for the opportunity to be the head basketball coach here at Longwood University," said Gillian. "It's been a long-time goal of mine to be a head coach, and to do so at the highest level. At Longwood, it's exciting to be leading a program through the transition to Division I status.

"The leadership and direction of the Division I transition plan at Longwood, as established by Dr. Cormier and Rick Mazzuto, is outstanding. Their unique insight and involvement has made being here a natural fit for me, and I look forward to the challenges ahead.

"I will certainly draw upon the experience of working with Jim Larranaga, and at George Mason University, to establish a successful Division I men's basketball tradition at Longwood."


Prior to joining Larranaga at BGSU, Gillian was an assistant coach at Division II American International (Mass.) from 1989-95. During that six-year stint working for current Indiana Pacers assistant coach Jim Powell, the Yellow Jackets went 117-58 overall with a 75-33 Northeast-10 Conference (NE-10) record, winning both the NE-10 regular season and tournament championships in 1994 (26-6). American International also advanced to the second-round of the Division II Tournament that year.

Gillian was a member of the National Association of Basketball Coaches (NABC) "Assistant Coaches Committee" from 1999-2003. He was a YES Clinic speaker at the Division I Men's Final Four from 1998-2000, and has extensive public speaking experience through his involvement with numerous booster, local business and civic organizations, and charity


events.

Gillian was a four-year letterwinner as an undergraduate at Division III North Adams State (now the Massachusetts College of Liberal Arts), and served as a team captain during his final two years. He received a bachelor of science degree in business administration from North Adams State, and earned a master of business administration degree from American International.


A native of Ayer, Massachusetts, Gillian (41) and his wife, Janet, have a four-year-old daughter, Emma.




2005-06 Longwood University Photo Roster




00 Darren Holmes
F, Jr., 6-6, 215
Virginia Beach, Va.




1 Clayton Morgan
F, Jr., 6-7, 230
Brooklyn, N.Y.




3 Kirk Williams
F, Fr., 6-6, 180
White Plains, N.Y.



10 Brandon Giles
G, So., 5-10, 150
Gaithersburg, Md.




12 Bryan Butler
G, Fr., 6-0, 170
Woodbridge, Va.




15 Joel Rowe
G, Jr., 6-1, 190
Colonial Heights, Va.




20 Michael Jefferson
G, Jr., 6-3, 200
Chesterfield, Va.




22 Dana Smith
G-F, So., 6-5, 225
Woodbridge, Va.




30 Jon Larson
F, R-Jr., 6-6, 190
Leesburg, Va.




32 Husein Pistoljevic
G, Jr., 6-2, 185
Richland, Wash.




42 Chad Kosmo
C, Sr., 6-11, 260
Northport, Maine



44 Leland Beale
F-C, Jr., 6-8, 255
Poquoson, Va.



45 Maurice Sumter
G-F, Jr., 6-5, 180
Alexandria, Va.



50 Lamar Barrett
F, So., 6-6, 190
Providence, R.I.



Head Coach
Mike Gillian



Assistant Coach
Bill Reinson



Assistant Coach
Doug Thibault



Assistant Coach
Michael Huger

NCAA DIVISION I RECLASSIFICATION TIMELINE

Longwood University President **Dr. Patricia P. Cormier** informed the NCAA in a letter dated November 12, 2002 of Longwood's intention to reclassify its intercollegiate athletic program to Division I status. By doing so, the institution began an NCAA-mandated five-year process, including a one-year "exploratory period" (2002-03), to change its membership from Division II to Division I.

The decision to move to Division I is part of Longwood's overall strategic plan to raise the visibility and profile of the University. According to President Cormier, "We believe that Division I status will enhance both our institutional image and our recruitment efforts. And we think our student-athletes deserve to play at that level. We look forward to developing some great rivalries."

Those sentiments are shared by Longwood Director of Athletics **Rick Mazzuto** who stated, "One of the tremendous positives generated out of moving to Division I is the opportunity to use intercollegiate athletics as a vehicle to raise the public profile of the institution. The increased opportunities to play other high profile educational institutions, and to travel to major metropolitan areas where they are located, will greatly benefit Longwood -- in terms of more media interest and visibility."

2003-04 <i>Reclassification Year</i> One 20.5.2.2.2	2004-05 <i>Reclassification Year</i> Two 20.5.2.2.3	2005-06 <i>Reclassification Year</i> Three 20.5.2.2.4	2006-07 <i>Reclassification Year</i> Four 20.5.2.2.5
<p>(a) Compliance with all minimum contests and participation requirements for sports sponsorship as set forth in Bylaw 20.9.3.3.</p> <p>(b) Submit a strategic plan based on feedback from the previous plan.</p> <p>(c) Apply Division I legislation to the greatest extent possible.</p> <p>(d) Attendance at the NCAA Convention by required institutional representatives.</p> <p>(e) Attendance at an orientation session conducted by the national office by required institutional representatives related to the application Division I legislation and issues impacting Division I.</p> <p>(f) Submit an annual report and updated strategic plan by June 30 based on feedback from the previous year's annual report.</p>	<p>(a) Full compliance with all Division I legislation and membership requirements.</p> <p>(b) Attendance at the NCAA Convention by required institutional representatives.</p> <p>(c) Attendance at a meeting to be conducted at the NCAA Convention by required institutional representatives to discuss issues impacting Division I members.</p> <p>(d) Submit an annual report and updated strategic plan by June 30 based on feedback received from the previous year's annual report.</p>	<p>(a) Attendance at the NCAA Convention by required institutional representatives.</p> <p>(b) Attendance at a meeting to be conducted at the NCAA Convention by required institutional representatives to discuss issues impacting Division I members.</p> <p>(c) Completion of an NCAA athletics certification orientation visit.</p> <p>(d) Completion of a compliance review conducted by the national office and submission of a report with an institutional response to findings.</p> <p>(e) Submit an annual report and updated strategic plan by June 30 based on feedback received from the previous year's annual report.</p>	<p>(a) Successfully complete an NCAA athletics certification self-study and evaluation visit.</p> <p>(b) Attendance at the NCAA Convention by required institutional representatives.</p> <p>(c) Attendance at a meeting conducted at the NCAA Convention by required institutional representatives to discuss issues impacting Division I members.</p> <p>(d) Submit an annual report and updated strategic plan by June 30 based on feedback received from the previous year's annual report.</p> <p style="text-align: center;">2007-08 First Year Of Division I 20.5.3</p> <p>(a) Longwood shall comply with all NCAA championships eligibility requirements.</p> <p>(b) The Lancers shall be eligible for participation in NCAA championships.</p>

LONGWOOD UNIVERSITY BASKETBALL 2005-06 GAME-BY-GAME SUMMARIES

Game #1

Nebraska 80 - Longwood 65
November 18, 2005 • Lincoln, Neb.

Longwood University opened its 2005-06 campaign with an 80-65 loss at the University of Nebraska during the first game of the John Thompson Foundation Challenge in Lincoln, Nebraska. The Lancers were led by junior Maurice Sumter with a game-high 17 points, while the Cornhuskers had three players (Aleks Maric, Joe McCray, Jamel White) score 14 points each.

Longwood opened its season with a three-pointer by Sumter for the early 3-0 lead at 18:59, and led 5-3 after a jumper from freshman Bryan Butler 16-seconds later. Nebraska, of the Big 12 Conference, stormed back with seven unanswered points to lead 10-5 at 16:58, and extended its lead to 15-8 with 13:36 left in the first half. The Lancers, however, battled the bigger Cornhuskers and climbed to within 18-17 at 10:07 on a three-pointer from sophomore Dana Smith. The hosts again extended the advantage to 24-17 (5:40) before LU took advantage of a 12-2 run to lead 29-26 at 3:41, sparked by two treys from Butler and one each from Sumter and Smith. Nebraska, though, closed the half with a 15-3 run over the final 3:22 for a 41-32 lead at the intermission.

Longwood closed to within 43-35 early in the second half at 18:06, but Nebraska quickly built a 15-point lead at 52-37 with 16:19 remaining. The Lancers fought back to within 10 points at 58-48 on an alley-oop dunk by freshman Kirk Williams at 11:47, but the Huskers again extended their margin - this time to their largest lead of the game at 73-51 with 6:56 left to play. LU refused to quit, however, and played hard down the stretch with a 7-1 game-closing run for the final margin.

Sumter's game-high 17 points for Longwood included a trio of three-pointers, along with three rebounds. Butler finished with 15 points and four assists, including three treys as well, while Smith had 12 points on the strength of 4-4 shooting behind the arc. Williams added five points and a team-high six rebounds off the bench for the Lancers. LU shot 39.3% (24-61) from the field, including 43% (12-28) on three-pointers, and 50% (5-10) at the free throw line. Longwood did force 21 Nebraska turnovers.

Maric grabbed a game-high 10 rebounds to go along with his 14 points for Nebraska, while McCray scored 12 of his 14 points in the first half and White finished with 13 of his 14 points after the break. Jason Dourisseau added 13 points and nine boards as the Cornhuskers out-rebounded Longwood 45-32. Nebraska shot 50% (29-58) from the field, including 47% (7-15) on three-pointers, and 56% (15-27) at the line.

Game #2

Louisiana Tech 83 - Longwood 73
November 19, 2005 • Lincoln, Neb.

Longwood University dropped a hard-fought 83-73 decision to Louisiana Tech in Lincoln, Nebraska during day two of the John Thompson Foundation Challenge at the University of Nebraska. The Lancers were led by junior Michael Jefferson with 26 points, while the Bulldogs were led by Paul Millsap with game-highs of 27 points and 10 rebounds.

Longwood jumped ahead early as Jefferson connected on the first of his four three-point field goals for a 3-2 advantage at 18:57. A jumper by Jefferson pushed the lead to 9-6 at 17:03 before Louisiana Tech of the Western Athletic Conference scored seven unanswered points to lead 13-9 with 14:25 left in the first half. The Bulldogs led 18-13 (12:14) before a pair of baskets from junior Maurice Sumter pulled the Lancers within 18-17 at 10:45. La. Tech increased its margin to 10 points, leading 34-24 with 5:22 on the first-half clock on a bucket inside from Millsap who has led the nation in rebounding each of the last two seasons. LU, however, battled back and closed the half on an 11-5 run, including seven points from Jefferson, to pull within 39-35 at the intermission.

Longwood came out strong after the break and quickly tied the contest at 41-41 (18:34) before a questionable foul call turned into a three-point play by Louisiana Tech that sparked an 8-0 run resulting in a 49-41 advantage at 16:51. The Lancers never recovered and only managed to reduce the lead under 10 points three times over the final 13-plus minutes (55-48, 13:12; 60-51, 10:03; 73-64, 4:09). The Bulldogs took their largest lead of the game at 81-64 with 2:42 remaining before LU outscored them 9-2 down the stretch, including the final seven points from reserves against the La. Tech regulars.

Jefferson's team-high 26 points included 4-6 shooting behind the three-point arc while he added two assists, one block, and one steal for Longwood. Freshman Kirk Williams added 13 points, three rebounds, and two steals off the bench for the Lancers before fouling out late, while Sumter finished with 11 points, eight rebounds, and two assists. Sophomore Lamar Barrett had eight points, five rebounds, and four assists for LU. Longwood shot 50% (28-56) from the field, including 33% (6-18) on three-pointers, and 85% (11-13) at the free throw line.

Millsap's double-double of 27 points and 10 rebounds included 11-15 shooting from the floor along with four steals for Louisiana Tech. Jerome Richardson and Corey Dean each contributed 17 points for the Bulldogs. La. Tech shot 54% (29-54) from the field, including 30% (3-10) on three-pointers, and 67% (22-33) at the line - 79% (15-19) in the second half as they went to the line 20 more times than Longwood.

Game #3

Yale 70 - Longwood 67
November 20, 2005 • Lincoln, Neb.

Longwood University dropped a disappointing 70-67 decision to Yale in Lincoln, Nebraska in its final game of the John Thompson Foundation Challenge. The Lancers were playing their third game in 41 hours to open the season and were led by junior Maurice Sumter with 11 points, while the Bulldogs were led by Nick Holmes' game-high 19 points.

Longwood fell behind early against Yale as the Ivy League school scored the first six points of the game while leading 8-2 at the first media timeout (15:50). The Lancers battled back, however, tying the game at 10-10 (12:33) en route to taking a 21-11 advantage at 9:15 on a layup from freshman Bryan Butler that capped the 19-3 run. Yale fought back to within 27-26 at 3:58 before LU again increased its margin, this time leading 37-28 at 1:12 on a pair of free throws by Butler as the Lancers took a 39-33 lead at the intermission.

Longwood scored the opening basket of the second half as junior Michael Jefferson made a jumper just 10-seconds in for the 41-33 lead. Jefferson's three-pointer made the score 46-41 at 14:30 before Yale had a 7-2 run to tie the game at 48-48 (13:15). The Lancers led 53-49 on a three-pointer from sophomore Brandon Giles with 11:24 left, but the Bulldogs again tied the contest at 58-58 with 8:44 on the clock. Yale scored five unanswered points to lead 63-58 with 5:28 left before freshman Kirk Williams made back-to-back baskets inside to bring LU within 63-62 at 2:48. A three-pointer from Butler tied the game for the fourth time at 65-65 (1:56), but the Bulldogs again responded and took a 69-65 lead with 1:02 left to play. A pair of free throws from Jefferson made it 69-67 (0:55), and Longwood made a defensive stop but missed a potential game-tying jumper with 18-seconds remaining. Yale converted 1-2 free throws at 0:17 to lead 70-67. Unfortunately, the Lancers were not successful on a pair of potential game-tying three-point attempts in the final five-seconds.

Sumter added five assists, three steals, and two blocks to his team-high 11 points for Longwood. Butler finished with 10 points, four rebounds, and two steals, while Jefferson had nine points and three assists while limited to 23 minutes after earning three fouls in the first 2:22 of the game. Senior Chad Kosmo grabbed a team-high nine rebounds for the Lancers. Longwood shot 35% (23-65) from the field, including 28% (7-25) on three-pointers, and 61% (14-23) at the free throw line.

Holmes added eight rebounds to his game-high 19 points for Yale, while Sam Kaplan added 18 points. Yale shot 38% (23-61) from the field, including 20% (2-10) on three-pointers, and 69% (22-32) at the line. Longwood did force the Bulldogs into 20 turnovers in the contest.

LONGWOOD UNIVERSITY BASKETBALL 2005-06 GAME-BY-GAME SUMMARIES

Game #4

Longwood 93 - Virginia-Wise 49
November 26, 2005 • Farmville, Va.

Longwood University took a 93-49 victory past visiting Virginia-Wise in Willett Hall; stopping a 22-game losing streak dating back to last season (19). The Lancers were led by sophomore Dana Smith and junior Clayton Morgan with career-high efforts of 15 points and 13 points, respectively, while the Highland Cavaliers were led by Carlos Goodwyn with nine points.

Longwood started fast against NAIA UVA-Wise, leading 13-3 just 3:53 into the game as freshman Bryan Butler scored seven quick points. The lead was 22-8 at 12:04 as Morgan scored inside, and the Lancers increased their advantage to 36-15 with 4:58 remaining in the half behind a 14-7 run with junior Michael Jefferson finishing it with three-straight baskets. LU led 48-28 at the intermission as Smith added a couple of baskets, including a steal and dunk late in the half.

Longwood extended the margin in the second half against the outmanned visitors with a 17-2 run at the start to lead 65-30 with 14:14 on the clock, capped by back-to-back three-pointers from sophomore Brandon Giles and junior Husein Pistoljevic. The Lancers led 76-34 at 8:23, and 83-41 at 4:09 as Jefferson and sophomore Lamar Barrett each scored five points. Smith's three-pointer made it 90-46 with 1:56 left, the largest lead of the contest, and the final margin remained 44 points.

Longwood placed six players in double-figure scoring as Smith's career-high 15 points included a perfect 6-6 on field goals, including 1-1 on three-pointers, and 2-2 at the free throw line. He also grabbed a career-high nine rebounds, and had career-highs of three assists and three steals as well. Morgan added eight rebounds, equaling his career-high to go with his career-high 13 points for the Lancers. Butler finished with 12 points, three assists, and three steals; Jefferson had 11 points and three assists; while Barrett and Pistoljevic each contributed 10 points. Longwood shot 47% (38-81) from the field, including 31% (8-26) on three-pointers, and 60% (9-15) at the free throw line. The Lancers forced UVA-Wise into 21 turnovers in the contest, while committing just nine miscues, and out-rebounded the visitors 51-32.

In addition to Goodwyn's nine points for UVA-Wise, Parker Gemmill, Jarred Soles, and Zydrunas Rackauskas each contributed seven points for the Highland Cavaliers. The visitors shot 33% (16-49) from the field, including 27% (4-15) on three-pointers, and 68% (13-19) at the line.

Game #5

William and Mary 88 - Longwood 75
November 28, 2005 • Farmville, Va.

Longwood University dropped a disappointing 88-75 decision to visiting William and Mary in Willett Hall. The Lancers placed all five starters in double-figure scoring, led by junior Michael Jefferson with 16 points, while the Tribe were led by Corey Cofield with a game-high 21 points off the bench.

Longwood started fast against William and Mary of the Colonial Athletic Association, leading 10-4 just 2:48 into the game as Jefferson and freshman Bryan Butler each scored five quick points. The Tribe, however, went on a 22-1 run on the strength of 3-3 shooting on three-pointers to lead 26-11 at 11:10. The Lancers, though, battled back to within 31-27 with 3:53 left before the break behind their own 16-5 run as Jefferson again produced five points and Butler nailed a deep three-pointer. The visitors again took control down the stretch of the opening half, outscoring the hosts 10-0 over the final 2:38 to lead 41-27 at the intermission. Adam Payton sparked W&M in the first half with 14 points.

William and Mary maintained its momentum and extended the advantage to 58-39 at 14:38, the largest lead of the night on a pair of free throws from Cofield. Longwood, however, refused to quit and fought back once-again to within 59-46 with 12:47 remaining on a three-point play inside from junior Maurice Sumter. Another trey from Butler made the clock read 77-68 at 4:03, and the Lancers were within 81-73 with 2:07 left on another three-point play on the drive by Sumter (again). The Tribe secured the final margin with 4-4 free throws, the final two from Cofield, and a three-pointer over the final 1:48.

Jefferson added three steals to his team-high 16 points for Longwood, followed by Butler with 15 points (three treys) and three steals. Sophomore Lamar Barrett scored all 13 of his points in the second half, including eight of the team's first 10 points after the break, adding three assists. Sumter finished with 11 points, five rebounds, and three steals, while junior Clayton Morgan added 10 points and nine rebounds in his first start for the Lancers. LU shot 46% (29-63) from the field, including 28% (5-18) on three-pointers, and 67% (12-18) at the free throw line. The Lancers did force W&M into 19 turnovers for the contest, though were out-rebounded by the Tribe 44-28 -- 17 at the offensive end for the Williamsburg-based squad.

Cofield added seven rebounds to his game-high 21 points for William and Mary, while Payton and Laimis Kisielius each contributed 19 points to the Tribe effort. W&M shot 48% (29-60) from the field, including 44% (7-16) on three-pointers, and 79% (23-29) at the line -- the difference in the contest as three Lancers fouled out.

Game #6

Longwood 88 - Liberty 75
November 30, 2005 • Farmville, Va.

Longwood University won its first Division I game in nearly a year, defeating Liberty University 88-75 in Willett Hall. The Lancers placed five players in double-figure scoring, led by junior Michael Jefferson with a game-high 22 points, while the Flames were led by Larry Blair with 16 points. It was Longwood's first win over a Division I opponent since last year's victory over Howard (Dec. 18, 75-69), and also the Lancers' 15th win over Liberty in 20 overall meetings; though the first contest between the two schools since February 8, 1988.

Longwood started fast against Liberty and led 17-8 at 13:14 on a jumper from Jefferson who scored 12 of his 22 points in the first half. The Flames narrowed the margin to 19-14 at 10:51 on a layup from Russell Monroe, but the Lancers went on a 13-0 run to take control with 4:20 left before halftime as four different players scored during the outburst. The hosts extended the margin to 42-21 late in the half en route to a comfortable 44-25 lead at the intermission in front of a raucous and delighted crowd of 1,430. Monroe had 10 points at the break for the visitors.

Longwood continued its momentum in the second half, widening the advantage to 54-29 at 16:28 on a jumper from freshman Bryan Butler. The Lancers maintained their 20-plus point margin until less than six minutes remained as juniors Maurice Sumter and Clayton Morgan, along with freshman Kirk Williams each contributed key baskets. The Flames were able to mount a late rally after Blair left the game with an injury at 7:08 and Longwood leading 72-49, though Liberty got no closer than the final margin of 13 points. Jefferson made 6-6 free throws over the final 2:05 to secure the outcome for the Lancers.

Jefferson added six rebounds, five assists, and three steals to his game-high 22 points for Longwood. Williams finished with a career-high 17 points off the bench for the Lancers, while Butler matched his career-high of 15 points, adding five steals and three assists. Sumter also had 15 points, adding nine rebounds, while Morgan contributed 12 points and seven rebounds. Longwood shot 48% (29-60) from the field, including 43% (3-7) on three-pointers, and 77% (27-35) at the free throw line. The Lancers forced Liberty into 21 turnovers for the contest, and out-rebounded the Flames 34-28.

In addition to Blair with 16 points for Liberty, Eric Bigby added 13 points, Evan Risher had 12 points, and Monroe finished with 10 points. The Flames shot 53% (31-58) from the field, including 59% (20-34) in the second half, was 29% (4-14) on three-pointers, and 69% (9-13) at the line.

LONGWOOD UNIVERSITY BASKETBALL 2005-06 GAME-BY-GAME SUMMARIES

Game #7

UMKC 79 - Longwood 69
December 3, 2005 • Kansas City, Mo.

Longwood University dropped a hard-fought yet disappointing 79-69 road decision at UMKC in storied Municipal Auditorium in Kansas City, Missouri. The Lancers were led by junior Michael Jefferson with 17 points, while the Kangaroos were led by Dee Ayuba and Quinton Day with 21 points each.

Longwood battled UMKC throughout in a closely-played contest that witnessed 11 lead-changes and nine ties. The Lancers got on the scoreboard first as Jefferson nailed a three-pointer at 19:47, and led 9-2 just 2:41 into the game on a jumper from Jefferson that followed two offensive rebound baskets from junior Clayton Morgan. The Kangaroos rallied back to tie the game at 9-9 (15:44) en route to leading 19-13 at 9:20 with a 17-4 run.

Longwood came right back, though, and tied the game at 21-21 with 8:08 left before halftime on consecutive three-pointers from Jefferson and junior Husein Pistoljevic. The hosts again forged in front, leading 34-28 at 2:30 with a 13-7 run. The visitors, however, finished the period strong with an 8-0 run over the final 2:17 to lead 36-34 at the intermission. Morgan had 13 points and nine rebounds at the break for the Lancers.

The second half began with five lead-changes in the first 2:32 as sophomore Lamar Barrett completed an old-fashioned three-point play to give Longwood a 44-42 lead at 17:28. UMKC took advantage of a 14-2 run to open its first double-digit lead at 56-46 with 13:50 remaining as Day scored five quick points. The Lancers refused to quit and again battled back with their own 13-2 run to go back ahead 59-58 at 11:23 on a layup from Jefferson. He had began the run with another three-pointer, while freshman Kirk Williams added four points. Williams added a pair of free throws at 9:26 that provided for what would be the last lead of the night for the visitors at 61-60.

Unfortunately, Longwood would go the next 6:05 without scoring as UMKC answered with 12 unanswered points to lead 72-61 as Ayuba tallied seven points that included a run-closing three-pointer. The Lancers closed to within 74-65 at 2:39 on a tip-in from Williams but LU could get no closer than the final margin.

Jefferson's team-high 17 points for Longwood included a trio of three-pointers, while Morgan finished with his first career double-double of 13 points and a game and career-high 16 rebounds. Morgan had 10 offensive rebounds, one more than the UMKC team totaled. Williams and junior Maurice Sumter each added 10 points for the Lancers, and Williams also grabbed seven rebounds off the bench. LU shot 35% (23-66) from the field, including 24% (6-25) on three-pointers, and 81% (17-21) at the free throw line. The Lancers did out-rebound the taller hosts 40-37.

Day added eight assists and five steals to his 21 points for UMKC, though he also had eight turnovers. Ayuba added nine rebounds to his 21-point effort for the Kangaroos, while Tim Blackwell contributed 18 points and seven assists, scoring 14 points in the second half. UMKC shot 55% (32-58) from the field, including 36% (5-14) on three-pointers, and 59% (10-17) at the line.

Game #8

Kansas State 89 - Longwood 60
December 5, 2005 • Manhattan, Kan.

Longwood University put a scare into Kansas State University of the Big 12 Conference for a half before falling 89-60 at Bramlage Coliseum in Manhattan, Kansas. The Lancers led for much of the opening half against the Wildcats who only had a 36-35 advantage at the intermission. Junior Michael Jefferson led LU with 16 points while surpassing 1,000 career points (1,005), and Lance Harris led KSU with a game-high 26 points.

At Kansas State, a team that was ranked #1 in one College RPI ratings service before a 58-57 loss at Washington State last Saturday (Dec. 3), Longwood took an early 3-2 lead on a three-pointer from freshman Bryan Butler at 17:30. Another three-pointer, this time from Jefferson, pushed the Lancers ahead 10-7 just 6:43 into the game. A Harris trey tied it at 10-10 before an 11-2 run gave LU its largest lead of the night at 21-12 with 11:03 left in the opening half. Butler nailed two three-pointers during the quick outburst, while Jefferson also made another triple along with a jumper. The run by the visitors forced Wildcat head coach Jim Wooldridge to call not one, but two timeouts during the 1:31 span.

Longwood still led 26-19 at 7:27 on a layup from junior Clayton Morgan. Kansas State, however, fought back with a 9-2 run to tie the game at 28-28 with 4:14 left before halftime as Cartier Martin scored five points. A key play took place on the next Lancer possession as junior Maurice Sumter looked to score on an offensive rebound basket inside that appeared to be goaltending on the Wildcats. It was not called, however, and the blocked shot resulted in a K-State dunk at the other end of the floor and a 30-28 lead at 3:50 - the first lead for the hosts since leading 4-3 at 17:22. The visitors did close the half with four free throws to trail just 36-35 at the break as the small crowd of 4,553 was as stunned as the Wildcats.

Kansas State came out in the second half and finally took advantage of its bigger, stronger, and deeper lineup against a Longwood team that simply ran out of steam. The Wildcats outscored the Lancers 22-2 to lead 58-37 at 9:58, and the hosts never looked back against the worn-out guests.

Jefferson was 4-6 on three-pointers while scoring his team-high 16 points to lead Longwood, becoming only the 14th 1,000-point career scorer in the program's history. Butler finished with nine points on 3-4 shooting behind the arc, though all of his points came in the first half. Morgan just missed his second double-double in as many games, finishing with eight points and a team-high nine rebounds. LU shot 33% (21-64) from the field, including 43% (9-21) on three-pointers, and 53% (9-17) at the free throw line.

Harris was 4-8 on three-pointers while scoring his game-high 26 points for Kansas State, adding five assists. Martin finished with 13 points and eight rebounds, below his averages of 22 points and nine rebounds for the Wildcats. KSU shot 48% (35-73) from the field, though 58% (19-33) in the second half, adding 50% (6-12) on three-pointers, and 81% (13-16) at the line.

Game #9

#4 Villanova 90 - Longwood 77
December 10, 2005 • Atlantic City, N.J.

Longwood University battled the nation's fourth-ranked team for 40 minutes while falling 90-77 to #4 Villanova University in Atlantic City, New Jersey at historic Boardwalk Hall. The Lancers were led by junior Michael Jefferson with 19 points, while the unbeaten Wildcats were led by Randy Foye with a game-high 27 points, including 22 points in the second half.

Playing the first game in Boardwalk Hall in nine years, Villanova of the Big East Conference led 3-0 when Mike Nardi made a three-pointer just 16-seconds into the contest. Longwood tied it at 3-3 on a free throw from junior Clayton Morgan followed by a tip-in from classmate Maurice Sumter at 18:33. The nationally-ranked Wildcats, however, scored the next 12 unanswered points to lead 15-3 with 14:55 left before halftime. The Lancers fought back, though, getting a jumper from Jefferson and an old-fashioned three-point play inside from freshman Kirk Williams to trail 15-8 at 13:15.

Villanova stretched the margin back to 10 points again, leading 22-12 with 9:43 left until the intermission. Longwood would again retaliate, cutting the advantage to 26-21 at 7:45 as sophomore Dana Smith nailed back-to-back three-point field goals. The Lancers were within four points, 29-25, after a layup from Williams at 5:32. The Wildcats finally took control of the opening half with a 15-7 run to lead 44-32 at halftime, though Jefferson made a late three-pointer.

Longwood was within 10 points early in the second half at 44-34 following a pair of free throws from Morgan, and trailed 50-38 at 15:55 after a layup from Jefferson. Villanova once again gained momentum and opened a 62-44 lead with 12:21 remaining as Foye tallied seven quick points, including 5-6 free throws during the stretch. Four of the free throws came courtesy two technical fouls against the Lancers, one following a monstrous alley-oop dunk by Williams (12:58) and the other against the LU bench (12:21).

Villanova, who entered the game with a 27.8-point margin of victory this season, took its one and only 20-point lead of the contest at 5:27 as Foye made back-to-back baskets along with another free throw. Longwood was able to reduce the margin again as Jefferson made four free throws in the final 1:48 in addition to a basket from Williams and a late three-pointer from junior Husein Pistoljevic. The Wildcats of head coach Jay Wright did not empty the bench until 1:48 was left.

Jefferson added four assists, three rebounds, two blocks, and a steal to his team-high 19 points for Longwood. Sumter finished with 17 points and eight rebounds, adding two blocks and two steals, while Morgan contributed 12 points and eight rebounds. Williams had nine points and six rebounds off the bench for the Lancers. Longwood shot 44% (27-61) from the field, including 50% (6-12) on three-pointers, and 77% (17-22) at the free throw line. The Lancers did out-rebound the Wildcats 44-35, but had a season-high 19 turnovers that led to 15 VU points.

As mentioned, Foye scored 22 of his game-high 27 points in the second half, including 17 points during the first 7:40 of the final 20 minutes for Villanova. He added four assists, three rebounds, and two steals. Allan Ray added 20 points for the Wildcats, while Will Sheridan finished with 13 points and eight rebounds, though he only scored two points after the intermission. Villanova shot 48% (32-67) from the field, including 56% (15-27) in the second half, 47% (9-19) on three-pointers, and just 55% (17-31) at the line.

LONGWOOD UNIVERSITY BASKETBALL 2005-06 GAME-BY-GAME SUMMARIES

Game #10

High Point 88 - Longwood 72
December 17, 2005 • Farmville, Va.

Longwood University dropped an 88-72 decision to visiting High Point University of the Big South Conference in Willett Hall. The Lancers were led by junior Michael Jefferson with 18 points while the Panthers won their third-straight game as Issa Konare posted a career-best double-double of 23 points and 10 rebounds, and Arizona Reid added 22 points.

Longwood led early at 12-10 with 12:57 left in the opening half after three ties and a couple of lead-changes. High Point, however, took advantage of torrid first-half shooting and a 22-4 run to lead 32-16 at 8:02. Reid scored eight points during the outburst, and Konare added seven points. The Panthers would extend the margin to 21 points at the intermission, leading 50-29 while shooting 62% (21-34) from the field during the first 20 minutes. Reid had 16 points at halftime, and Konare had 15 points as the duo combined to shoot 13-15 from the floor.

High Point maintained the margin at 54-33 early in the second half on a jumper from Reid at 19:01. Longwood battled back, though, with a 13-5 run to pull to within 59-46 at 13:08 as Jefferson scored six points. A layup from junior Clayton Morgan with 12:04 left kept the Lancers within 61-48. The Panthers, however, would get rolling again and outscored the hosts 17-3 behind five points from Konare and seven points from Akeem Scott over the next 5:49 to lead 78-51 at 6:15. LU had one more run left and narrowed the margin to 84-70 at 1:43 with a 19-6 outburst as junior Husein Pistoljevic tallied nine points off the bench, but it was too late.

Jefferson led Longwood with his team-high 18 points, while sophomore Lamar Barrett added 14 points on 6-8 from the floor. Morgan finished with eight points and a game-high 15 rebounds, and Pistoljevic had nine points in only 11 minutes for the Lancers. LU shot 39% (26-66) from the field, including just 17% (2-12) on three-pointers, and 86% (18-21) at the free throw line. The Lancers did force HPU into 18 turnovers for the contest, and also out-rebounded the visitors 39-28.

Konare led High Point with his career-best double-double of 23 points and 10 rebounds, making 8-9 shots from the floor and 6-7 at the line, adding a career-high four blocks as well. Reid finished with 22 points on 10-14 shooting from the floor, while Mike Jefferson came off the bench to add 13 points and six assists, and Scott finished with 12 points. HPU shot 57% (32-56) from the field, including 55% (6-11) on three-pointers, and 78% (18-23) at the line.

Game #11

Valparaiso 82 - Longwood 79
December 20, 2005 • Farmville, Va.

Longwood University dropped a heartbreaking 82-79 decision to visiting Valparaiso University of the Mid-Continent Conference in Willett Hall. The Lancers missed a potential game-tying three-pointer in the final seconds after battling back from a 45-36 halftime deficit; led by juniors Clayton Morgan and Maurice Sumter with 25 points each, a career-high for Morgan and a season-high for Sumter. The Crusaders (5-3) were led by Ron Howard with 20 points, while Dan Oppland added 19 points.

In a hard-fought and closely-contested game throughout, Longwood and Valparaiso played to 10 lead-changes and seven ties over the 40 minutes. The Lancers led 4-2 at 18:48 on a dunk from junior Michael Jefferson before the Crusaders took advantage of a 15-6 run behind eight points from Howard to lead 17-10 at 14:36. LU closed to within 22-19 at 12:18 as Sumter made a pair of free throws, and was within 27-21 at 9:43 on a layup from sophomore Lamar Barrett. Valpo, however, went on a quick 8-1 run sparked by consecutive three-pointers from Seth Colclasure to take their largest lead of the night at 35-22 with 7:15 left in the first half. Longwood again battled back, though, and was within 37-29 at 4:28 on a basket inside from Morgan, and the Lancers trailed just 42-34 at 2:01 on an old fashioned three-point play from Morgan. After a three-pointer from Oppland, Morgan made a pair of free throws to provide for the 45-36 Valparaiso lead at the intermission.

Jefferson, LU's leading scorer (15.6), went down during the first minute of the second half with an ankle injury and did not return. Longwood refused to let the injury affect them, scoring the first 10 points of the second half to lead 46-45 at 16:37 as Sumter tallied six points and Morgan had four points. A layup from Oppland put Valparaiso back ahead 52-50 at 13:45 before the Lancers once-again forged in front with a 12-2 run as sophomore Dana Smith scored 10 points for a 62-54 lead at 10:54. A layup from freshman Kirk Williams gave LU its largest lead at 66-57 with 9:52 left. Valpo ran off 10 unanswered points to lead 67-66 at 6:53 and it was back-and-forth down the stretch.

A layup from Morgan tied the game at 70-70 (5:13), and a three-pointer from Sumter tied it again at 73-73 (3:39). Ali Berdiel put Valparaiso ahead for good at 75-73 with a pair of free throws at 3:31, and a Howard layup put the Crusaders ahead 78-74 at 2:07. Longwood was within 78-77 with 40-seconds left on a layup from Barrett who had made 1-2 free throws at 1:38. A jumper from Shawn Huff with 29-seconds remaining made it 80-77 before Morgan made a pair of free throws at 0:22 to pull the Lancers within 80-79. Huff added two free throws with 11-seconds left for his only four points of the game and the final margin as LU missed its potential game-tying three-pointer at the end.

Morgan added a game-high 13 rebounds to his career-high 25 points for his second career double-double, adding a career-best five assists for Longwood. Sumter added seven rebounds and five assists to his season-high of 25 points for the Lancers, while Smith finished with 11 points, all scored in the second half. LU shot 43% (30-70) from the field, including just 14% (2-14) on three-pointers, and 85% (17-20) at the free throw line. The Lancers did force Valpo into 21 turnovers for the contest, and the two teams tied in rebounding at 37-37.

In addition to Howard (20) and Oppland (19), Colclasure added 14 points while Mohamed Kone had 12 rebounds and four blocks. Valparaiso shot 50% (29-58) from the field, including 43% (9-21) on three-pointers, and 68% (15-22) at the line.

2005-06 Longwood Men's Basketball
 Longwood Combined Team Statistics (as of Dec 21, 2005)
 All games

RECORD:	OVERALL	HOME	AWAY	NEUTRAL
ALL GAMES.....	(2-9)	(2-3)	(0-3)	(0-3)
CONFERENCE.....	(0-0)	(0-0)	(0-0)	(0-0)
NON-CONFERENCE.....	(2-9)	(2-3)	(0-3)	(0-3)

## Player	GP-GS	Min--Avg	---TOTAL---		---3-PTS---		FT-FTA	Pct	---REBOUNDS---				PF	FO	A	TO	Blk	Stl	Pts	Avg
			FG-FGA	Pct	3FG-FGA	Pct			Off	Def	Tot	Avg								
20 Jefferson, Michael.	11-11	328 29.8	54-120	.450	18-43	.419	34-41	.829	8	14	22	2.0	18	0	26	36	3	17	160	14.5
45 Sumter, Maurice....	11-11	344 31.3	53-117	.453	8-24	.333	23-28	.821	22	40	62	5.6	22	0	24	32	8	18	137	12.5
01 Morgan, Clayton....	11-7	286 26.0	37-96	.385	4-14	.286	30-41	.732	37	58	95	8.6	21	1	15	21	2	6	108	9.8
12 Butler, Bryan.....	11-10	245 22.3	34-102	.333	16-52	.308	11-13	.846	6	20	26	2.4	20	0	26	32	0	19	95	8.6
03 Williams, Kirk.....	11-0	197 17.9	33-66	.500	0-0	.000	24-38	.632	29	22	51	4.6	31	2	9	9	2	9	90	8.2
50 Barrett, Lamar.....	11-11	259 23.5	36-74	.486	1-7	.143	9-17	.529	19	20	39	3.5	31	1	19	12	3	12	82	7.5
22 Smith, Dana.....	11-0	198 18.0	26-57	.456	7-15	.467	15-21	.714	10	23	33	3.0	32	3	11	14	8	4	74	6.7
32 Pistoljevic, Husein	10-0	97 9.7	13-33	.394	8-26	.308	4-4	1.000	1	7	8	0.8	8	0	2	4	0	2	38	3.8
42 Kosmo, Chad.....	5-4	55 11.0	4-10	.400	0-0	.000	2-8	.250	3	15	18	3.6	10	0	4	7	2	1	10	2.0
10 Giles, Brandon.....	11-1	152 13.8	4-25	.160	3-21	.143	4-4	1.000	0	11	11	1.0	24	0	22	12	0	2	15	1.4
15 Rowe, Joel.....	6-0	22 3.7	2-6	.333	1-4	.250	0-0	.000	1	0	1	0.2	4	0	4	2	0	0	5	0.8
00 Holmes, Darren.....	6-0	17 2.8	2-7	.286	0-0	.000	0-0	.000	4	2	6	1.0	7	1	2	2	0	1	4	0.7
TEAM.....									25	16	41	3.7	1		3					
Total.....	11	2200	298-713	.418	66-206	.320	156-215	.726	165	248	413	37.5	229	8	164	186	28	91	818	74.4
Opponents.....	11	2200	317-652	.486	62-157	.395	177-262	.676	136	275	411	37.4	195	1	180	199	40	79	873	79.4

TEAM STATISTICS	LU	OPP	DATE	OPPONENT	W/L	SCORE	ATTEND
SCORING.....	818	873	*11-18-05	at Nebraska	L	65-80	8139
Points per game.....	74.4	79.4	*11-19-05	vs Louisiana Tech	L	73-83	8114
Scoring margin.....	-5.0	-	*11-20-05	vs Yale	L	67-70	8125
FIELD GOALS-ATT.....	298-713	317-652	11-26-05	VIRGINIA-WISE	W	93-49	257
Field goal pct.....	.418	.486	11-28-05	WILLIAM AND MARY	L	75-88	1528
3 POINT FG-ATT.....	66-206	62-157	11-30-05	LIBERTY	W	88-75	1430
3-point FG pct.....	.320	.395	12-3-05	at UMKC	L	69-79	1554
3-pt FG made per game..	6.0	5.6	12-5-05	at Kansas State	L	60-89	4553
FREE THROWS-ATT.....	156-215	177-262	#12-10-05	vs #4 Villanova	L	77-90	7007
Free throw pct.....	.726	.676	12-17-05	HIGH POINT	L	72-88	317
REBOUNDS.....	413	411	12-20-05	VALPARAISO	L	79-82	220
Rebounds per game.....	37.5	37.4	* = John Thompson Foundation Challenge; Lincoln, Neb.				
Rebounding margin.....	+0.2	-	# = Boardwalk Hall; Atlantic City, N.J.				
ASSISTS.....	164	180					
Assists per game.....	14.9	16.4					
TURNOVERS.....	186	199					
Turnovers per game.....	16.9	18.1					
Turnover margin.....	+1.2	-					
Assist/turnover ratio..	0.9	0.9					
STEALS.....	91	79					
Steals per game.....	8.3	7.2					
BLOCKS.....	28	40					
Blocks per game.....	2.5	3.6					
WINNING STREAK.....	0	-					
Home win streak.....	0	-					
ATTENDANCE.....	3752	37492					
Home games-Avg/Game....	5-750	3-4749					
Neutral site-Avg/Game..	-	3-7749					

SCORE BY PERIODS:	1st	2nd	Total
Longwood.....	393	425	818
Opponents.....	416	457	873

2005-06 Longwood Men's Basketball
 Longwood Extended Season Box Score (as of Dec 21, 2005)
 All games

RECORD:	OVERALL	HOME	AWAY	NEUTRAL
ALL GAMES.....	(2-9)	(2-3)	(0-3)	(0-3)
CONFERENCE.....	(0-0)	(0-0)	(0-0)	(0-0)
NON-CONFERENCE.....	(2-9)	(2-3)	(0-3)	(0-3)

##	Player	GP-GS	Min--Avg	---TOTAL---		-----3-PTS-----				----REBOUNDS----																	
				FG-FGA	Pct	3FG-FGA	Pct	3FG/G	FT-FTA	Pct	Off	Def	Tot	Avg	PF	FO	A	APG	TO	TOPG	A/TO	Blk	BPG	Stl	SPG	Pts	Avg
20	Jefferson, Michael.	11-11	328 29.8	54-120	.450	18-43	.419	1.64	34-41	.829	8	14	22	2.0	18	0	26	2.36	36	3.27	0.72	3	0.27	17	1.55	160	14.5
45	Sumter, Maurice....	11-11	344 31.3	53-117	.453	8-24	.333	0.73	23-28	.821	22	40	62	5.6	22	0	24	2.18	32	2.91	0.75	8	0.73	18	1.64	137	12.5
01	Morgan, Clayton....	11-7	286 26.0	37-96	.385	4-14	.286	0.36	30-41	.732	37	58	95	8.6	21	1	15	1.36	21	1.91	0.71	2	0.18	6	0.55	108	9.8
12	Butler, Bryan.....	11-10	245 22.3	34-102	.333	16-52	.308	1.45	11-13	.846	6	20	26	2.4	20	0	26	2.36	32	2.91	0.81	0	0.00	19	1.73	95	8.6
03	Williams, Kirk.....	11-0	197 17.9	33-66	.500	0-0	.000	0.00	24-38	.632	29	22	51	4.6	31	2	9	0.82	9	0.82	1.00	2	0.18	9	0.82	90	8.2
50	Barrett, Lamar.....	11-11	259 23.5	36-74	.486	1-7	.143	0.09	9-17	.529	19	20	39	3.5	31	1	19	1.73	12	1.09	1.58	3	0.27	12	1.09	82	7.5
22	Smith, Dana.....	11-0	198 18.0	26-57	.456	7-15	.467	0.64	15-21	.714	10	23	33	3.0	32	3	11	1.00	14	1.27	0.79	8	0.73	4	0.36	74	6.7
32	Pistoljevic, Husein	10-0	97 9.7	13-33	.394	8-26	.308	0.80	4-4	1.000	1	7	8	0.8	8	0	2	0.20	4	0.40	0.50	0	0.00	2	0.20	38	3.8
42	Kosmo, Chad.....	5-4	55 11.0	4-10	.400	0-0	.000	0.00	2-8	.250	3	15	18	3.6	10	0	4	0.80	7	1.40	0.57	2	0.40	1	0.20	10	2.0
10	Giles, Brandon.....	11-1	152 13.8	4-25	.160	3-21	.143	0.27	4-4	1.000	0	11	11	1.0	24	0	22	2.00	12	1.09	1.83	0	0.00	2	0.18	15	1.4
15	Rowe, Joel.....	6-0	22 3.7	2-6	.333	1-4	.250	0.17	0-0	.000	1	0	1	0.2	4	0	4	0.67	2	0.33	2.00	0	0.00	0	0.00	5	0.8
00	Holmes, Darren.....	6-0	17 2.8	2-7	.286	0-0	.000	0.00	0-0	.000	4	2	6	1.0	7	1	2	0.33	2	0.33	1.00	0	0.00	1	0.17	4	0.7
TEAM.....											25	16	41	3.7	1											3	
Total.....		11	2200	298-713	.418	66-206	.320	6.00	156-215	.726	165	248	413	37.5	229	8	164	14.91	186	16.91	0.88	28	2.55	91	8.27	818	74.4
Opponents.....		11	2200	317-652	.486	62-157	.395	5.64	177-262	.676	136	275	411	37.4	195	1	180	16.36	199	18.09	0.90	40	3.64	79	7.18	873	79.4

SCORE BY PERIODS:	1st	2nd	Total	DEADBALL REBOUNDS:	OFF	DEF	TOTAL
-----	-----	-----	-----	-----	-----	-----	-----
Longwood.....	393	425	- 818	Longwood.....	32	3	35
Opponents.....	416	457	- 873	Opponents.....	33	2	35

2005-06 Longwood Men's Basketball
Longwood Season Schedule/Results & Leaders (as of Dec 21, 2005)
All games

RECORD:	OVERALL	HOME	AWAY	NEUTRAL
ALL GAMES.....	(2-9)	(2-3)	(0-3)	(0-3)
CONFERENCE.....	(0-0)	(0-0)	(0-0)	(0-0)
NON-CONFERENCE.....	(2-9)	(2-3)	(0-3)	(0-3)

DATE	TIME	OPPONENT	SCORE	ATTEND	HIGH POINTS	HIGH REBOUNDS
11-18-05	7:05 p.m.	* at Nebraska	65-80	L 8139	(17)Sumter, Maurice	(6)Williams, Kirk
11-19-05	6:05 p.m.	* vs Louisiana Tech	73-83	L 8114	(26)Jefferson, Michael	(8)Sumter, Maurice
11-20-05	1 p.m.	* vs Yale	67-70	L 8125	(11)Sumter, Maurice	(9)Kosmo, Chad
11-26-05	3 p.m.	VIRGINIA-WISE	93-49	W 257	(15)Smith, Dana	(9)Williams, Kirk (9)Smith, Dana
11-28-05	7 p.m.	WILLIAM AND MARY	75-88	L 1528	(16)Jefferson, Michael	(9)Morgan, Clayton
11-30-05	7 p.m.	LIBERTY	88-75	W 1430	(22)Jefferson, Michael	(9)Sumter, Maurice
12-3-05	7 p.m.	at UMKC	69-79	L 1554	(17)Jefferson, Michael	(16)Morgan, Clayton
12-5-05	7 p.m.	at Kansas State	60-89	L 4553	(16)Jefferson, Michael	(9)Morgan, Clayton
12-10-05	7:30 p.m.	# vs #4 Villanova	77-90	L 7007	(19)Jefferson, Michael	(8)Sumter, Maurice (8)Morgan, Clayton
12-17-05	2 p.m.	HIGH POINT	72-88	L 317	(18)Jefferson, Michael	(15)Morgan, Clayton
12-20-05	7 p.m.	VALPARAISO	79-82	L 220	(25)Morgan, Clayton (25)Sumter, Maurice	(13)Morgan, Clayton

* = John Thompson Foundation Challenge; Lincoln, Neb.

= Boardwalk Hall; Atlantic City, N.J.

ATTENDANCE SUMMARY	GAMES	TOTALS	AVG/GAME
HOME.....	5	3752	750
AWAY.....	3	14246	4749
NEUTRAL.....	3	23246	7749
TOTAL.....	11	41244	3749

2005-06 Longwood Men's Basketball
 Longwood Team Game-by-Game Comparison (as of Dec 21, 2005)
 All games

Opponent	1st	2nd	Score	Mar	Total FG	FG Pct	3-Pointers	3FG Pct	Free Throws	FT Pct	Rebounds	Assist	TOver	Block	Steal	Fouls	
-----	--/--	--/--	---/---	---	-----/-----	-----/-----	-----/-----	-----/-----	-----/-----	-----/-----	-----/-----	-----/-----	-----/-----	---/---	--/--	--/--	--/--
Nebraska.....	32/41	33/39	65-80	(15)	24-61/29-58	.393/.500	12-28/ 7-15	.429/.467	5-10/15-27	.500/.556	32/45 (13)	16/17	19/21	0/2	6/7	26/15	
Louisiana Tech.....	35/39	38/44	73-83	(10)	28-56/29-54	.500/.537	6-18/ 3-10	.333/.300	11-13/22-33	.846/.667	28/32 (4)	20/12	23/20	2/2	6/9	25/20	
Yale.....	39/33	28/37	67-70	(3)	23-65/23-61	.354/.377	7-25/ 2-10	.280/.200	14-23/22-32	.609/.688	42/48 (6)	16/16	17/20	4/4	9/8	27/19	
VIRGINIA-WISE.....	48/28	45/21	93-49	+44	38-81/16-49	.469/.327	8-26/ 4-15	.308/.267	9-15/13-19	.600/.684	51/32 +19	21/3	9/21	4/1	14/5	20/14	
WILLIAM AND MARY.....	27/41	48/47	75-88	(13)	29-63/29-60	.460/.483	5-18/ 7-16	.278/.438	12-18/23-29	.667/.793	28/44 (16)	9/19	15/19	4/0	11/5	23/21	
LIBERTY.....	44/25	44/50	88-75	+13	29-60/31-58	.483/.534	3-7 / 4-14	.429/.286	27-35/ 9-13	.771/.692	34/28 +6	13/10	15/21	0/3	11/9	17/25	
UMKC.....	36/34	33/45	69-79	(10)	23-66/32-58	.348/.552	6-25/ 5-14	.240/.357	17-21/10-17	.810/.588	40/37 +3	10/18	14/15	1/3	5/7	16/12	
Kansas State.....	35/36	25/53	60-89	(29)	21-64/35-73	.328/.479	9-21/ 6-12	.429/.500	9-17/13-16	.529/.813	38/45 (7)	13/28	24/15	3/9	10/10	18/17	
#4 Villanova.....	32/44	45/46	77-90	(13)	27-61/32-67	.443/.478	6-12/ 9-19	.500/.474	17-22/17-31	.773/.548	44/35 +9	19/19	19/8	5/8	3/8	21/18	
HIGH POINT.....	29/50	43/38	72-88	(16)	26-66/32-56	.394/.571	2-12/ 6-11	.167/.545	18-21/18-23	.857/.783	39/28 +11	12/18	14/18	5/4	9/5	17/18	
VALPARAISO.....	36/45	43/37	79-82	(3)	30-70/29-58	.429/.500	2-14/ 9-21	.143/.429	17-20/15-22	.850/.682	37/37 -	15/20	17/21	0/4	7/6	19/16	

Note: Game totals are displayed in the format TEAM/OPPONENT for each category

Official Basketball Box Score -- GAME TOTALS -- FINAL STATISTICS

Valparaiso vs Longwood

12-20-05 7 p.m. at Farmville, Virginia (Willett Hall)

VISITORS: Valparaiso 5-3

##	Player Name	TOT-FG			3-PT			REBOUNDS			PF	TP	A	TO	BLK	S	MIN
		FG	-FGA	FGA	FGA	FT	-FTA	OF	DE	TOT							
22	COLCLASURE, Seth.... *	4	-8	3	-6	3	-4	0	3	3	2	14	1	3	0	0	28
30	HOWARD, Ron..... *	8	-15	2	-5	2	-2	1	2	3	2	20	4	1	0	1	33
33	BERDIEL, Ali..... *	2	-4	1	-2	4	-6	1	2	3	2	9	4	4	0	1	27
35	HUFF, Shawn..... *	1	-3	0	-1	2	-2	2	2	4	1	4	3	1	0	0	18
42	OPPLAND, Dan..... *	8	-17	3	-6	0	-0	1	6	7	4	19	1	1	0	2	37
03	MILES, Jimmie.....	3	-4	0	-1	0	-0	0	0	0	2	6	2	1	0	1	12
10	MCPHERSON, Brandon..	1	-1	0	-0	1	-2	1	0	1	0	3	0	1	0	1	5
12	KONE, Mohamed.....	2	-6	0	-0	3	-6	5	7	12	3	7	2	6	4	0	30
23	LOYD, Jarryd.....	0	-0	0	-0	0	-0	0	1	1	0	0	3	3	0	0	10
	TEAM.....									3	3						
	Totals.....	29	-58	9	-21	15	-22	11	26	37	16	82	20	21	4	6	200

TOTAL FG% 1st Half:	18-32	56.3%	2nd Half:	11-26	42.3%	Game:	50.0%	DEADB
3-Pt. FG% 1st Half:	6-11	54.5%	2nd Half:	3-10	30.0%	Game:	42.9%	REBS
F Throw % 1st Half:	3-9	33.3%	2nd Half:	12-13	92.3%	Game:	68.2%	3

HOME TEAM: Longwood 2-9

##	Player Name	TOT-FG			3-PT			REBOUNDS			PF	TP	A	TO	BLK	S	MIN
		FG	-FGA	FGA	FGA	FT	-FTA	OF	DE	TOT							
01	Morgan, Clayton..... *	9	-18	1	-2	6	-7	6	7	13	2	25	5	2	0	0	35
10	Giles, Brandon..... *	0	-2	0	-2	0	-0	0	1	1	4	0	1	1	0	1	18
20	Jefferson, Michael.. *	2	-5	0	-0	0	-0	0	1	1	0	4	2	6	0	1	20
45	Sumter, Maurice..... *	9	-13	1	-3	6	-6	4	3	7	0	25	5	5	0	1	36
50	Barrett, Lamar..... *	3	-9	0	-0	1	-2	2	3	5	4	7	0	0	0	2	26
03	Williams, Kirk.....	3	-7	0	-0	1	-1	3	1	4	1	7	2	1	0	2	20
12	Butler, Bryan.....	0	-4	0	-3	0	-0	0	1	1	1	0	0	0	0	0	13
22	Smith, Dana.....	4	-9	0	-1	3	-4	0	3	3	4	11	0	2	0	0	23
32	Pistoljevic, Husein.	0	-3	0	-3	0	-0	0	1	1	3	0	0	0	0	0	9
	TEAM.....									1	1						
	Totals.....	30	-70	2	-14	17	-20	15	22	37	19	79	15	17	0	7	200

TOTAL FG% 1st Half:	13-36	36.1%	2nd Half:	17-34	50.0%	Game:	42.9%	DEADB
3-Pt. FG% 1st Half:	1-5	20.0%	2nd Half:	1-9	11.1%	Game:	14.3%	REBS
F Throw % 1st Half:	9-10	90.0%	2nd Half:	8-10	80.0%	Game:	85.0%	2

Officials: Sam Croft, Howard Burgess, Shawn Carpenter
 Technical fouls: Valparaiso-HOWARD, Ron. Longwood-None.
 Attendance: 220

Score by Periods	1st	2nd	Total
Valparaiso.....	45	37	- 82
Longwood.....	36	43	- 79

Morgan (LU) career high with 25 points.
 Sumter (LU) season high with 25 points.
 Jefferson (LU), top scorer, out with injury first minute of 2nd.
 Points in the paint-VALPO 30,LU 50. Points off turnovers-VALPO 20,LU 20.
 2nd chance points-VALPO 11,LU 11. Fast break points-VALPO 0,LU 0.
 Bench points-VALPO 16,LU 18. Score tied-7 times. Lead changed-10 times.
 Last FG-VALPO 2nd-00:29, LU 2nd-00:40.

Official Basketball Box Score -- GAME TOTALS -- FINAL STATISTICS

High Point vs Longwood

12-17-05 2 p.m. at Farmville, Virginia (Willett Hall)

VISITORS: High Point 6-2

##	Player Name	TOT-FG			3-PT			REBOUNDS			PF	TP	A	TO	BLK	S	MIN
		FG	-FGA		FG	-FGA	FT	-FTA	OF	DE							
10	KONARE, Issa.....	*	8-9		1-1		6-7	1	9	10	1	23	1	0	4	1	28
13	QUICK, Landon.....	*	1-5		0-0		0-0	1	1	2	2	2	5	3	0	0	24
21	DUNN, Justin.....	*	2-5		1-2		1-4	0	1	1	3	6	1	2	0	1	20
23	SCOTT, Akeem.....	*	4-9		1-4		3-3	1	1	2	3	12	4	4	0	2	30
30	REID, Arizona.....	*	10-14		0-0		2-2	0	2	2	3	22	1	4	0	0	25
03	CROWDER, Melvin.....		0-0		0-0		0-0	0	1	1	1	0	0	1	0	0	8
05	JEFFERSON, Mike.....		4-6		1-1		4-4	0	4	4	2	13	6	1	0	1	21
12	DAVIDSON, Mike.....		0-0		0-0		0-0	0	0	0	0	0	0	0	0	0	1
14	WITEK, Kyle.....		0-0		0-0		0-0	0	0	0	0	0	0	0	0	0	1
33	STOKES, Terrance....		1-2		0-0		0-0	0	0	0	2	2	0	0	0	0	5
34	MINNIS, Jerald.....		0-3		0-0		0-0	0	3	3	0	0	0	0	0	0	11
40	LAMONS, Josh.....		0-0		0-0		0-0	0	1	1	1	0	0	1	0	0	8
44	BOWEN, Troy.....		2-3		2-3		2-3	0	2	2	0	8	0	1	0	0	18
	TEAM.....													1			
	Totals.....		32-56		6-11		18-23	3	25	28	18	88	18	18	4	5	200

TOTAL FG% 1st Half:	21-34	61.8%	2nd Half:	11-22	50.0%	Game:	57.1%	DEADB
3-Pt. FG% 1st Half:	2-5	40.0%	2nd Half:	4-6	66.7%	Game:	54.5%	REBS
F Throw % 1st Half:	6-6	100 %	2nd Half:	12-17	70.6%	Game:	78.3%	2

HOME TEAM: Longwood 2-8

##	Player Name	TOT-FG			3-PT			REBOUNDS			PF	TP	A	TO	BLK	S	MIN
		FG	-FGA		FG	-FGA	FT	-FTA	OF	DE							
01	Morgan, Clayton.....	*	4-9		0-2		0-0	2	13	15	1	8	1	3	0	1	29
12	Butler, Bryan.....	*	1-9		0-4		2-2	1	0	1	2	4	3	4	0	3	21
20	Jefferson, Michael..	*	6-11		1-1		5-6	1	0	1	2	18	1	2	0	2	35
45	Sumter, Maurice.....	*	3-7		0-0		2-2	1	4	5	1	8	1	3	2	0	30
50	Barrett, Lamar.....	*	6-8		0-0		2-3	1	1	2	3	14	2	0	0	1	23
00	Holmes, Darren.....		0-0		0-0		0-0	0	0	0	0	0	1	0	0	0	2
03	Williams, Kirk.....		2-8		0-0		1-2	2	1	3	3	5	1	0	0	0	13
10	Giles, Brandon.....		0-3		0-1		0-0	0	0	0	2	0	1	1	0	1	11
15	Rowe, Joel.....		0-1		0-1		0-0	0	0	0	0	0	0	0	0	0	2
22	Smith, Dana.....		1-5		0-1		4-4	1	2	3	3	6	1	1	3	0	22
32	Pistoljevic, Husein.		3-5		1-2		2-2	0	0	0	0	9	0	0	0	1	11
42	Kosmo, Chad.....		0-0		0-0		0-0	0	0	0	0	0	0	0	0	0	1
	TEAM.....							6	3	9							
	Totals.....		26-66		2-12		18-21	15	24	39	17	72	12	14	5	9	200

TOTAL FG% 1st Half:	13-39	33.3%	2nd Half:	13-27	48.1%	Game:	39.4%	DEADB
3-Pt. FG% 1st Half:	0-6	0.0%	2nd Half:	2-6	33.3%	Game:	16.7%	REBS
F Throw % 1st Half:	3-3	100 %	2nd Half:	15-18	83.3%	Game:	85.7%	3

Officials: Bill Covington Sr., Matt Oblas, Greg Fogleman

Technical fouls: High Point-None. Longwood-None.

Attendance: 317

Score by Periods	1st	2nd	Total
High Point.....	50	38	- 88
Longwood.....	29	43	- 72

Points in the paint-HPU 30,LU 30. Points off turnovers-HPU 19,LU 21.

2nd chance points-HPU 6,LU 14. Fast break points-HPU 0,LU 0.

Bench points-HPU 23,LU 20. Score tied-4 times. Lead changed-2 times.

Official Basketball Box Score -- GAME TOTALS -- FINAL STATISTICS

Longwood vs #4 Villanova

12-10-05 7:30 p.m. at Boardwalk Hall (Atlantic City, N.J.)

VISITORS: Longwood 2-7

##	Player Name	TOT-FG	3-PT	FT-FTA	REBOUNDS			PF	TP	A	TO	BLK	S	MIN
		FG-FGA	FG-FGA		OF	DE	TOT							
01	Morgan, Clayton..... *	3-11	0-0	6-8	5	3	8	1	12	1	2	0	0	30
12	Butler, Bryan..... *	1-5	0-2	2-2	1	0	1	3	4	5	6	0	0	26
20	Jefferson, Michael.. *	6-11	2-5	5-7	1	2	3	1	19	4	2	2	1	33
45	Sumter, Maurice..... *	7-12	1-1	2-2	5	3	8	3	17	1	3	2	2	31
50	Barrett, Lamar..... *	3-5	0-0	1-1	0	6	6	4	7	2	3	1	0	27
00	Holmes, Darren.....	0-1	0-0	0-0	2	0	2	0	0	1	0	0	0	1
03	Williams, Kirk.....	4-6	0-0	1-2	1	5	6	4	9	1	0	0	0	21
10	Giles, Brandon.....	0-1	0-1	0-0	0	1	1	3	0	3	2	0	0	10
15	Rowe, Joel.....	0-1	0-0	0-0	0	0	0	0	0	1	0	0	0	2
22	Smith, Dana.....	2-7	2-2	0-0	2	2	4	1	6	0	0	0	0	17
32	Pistoljevic, Husein.	1-1	1-1	0-0	0	0	0	0	3	0	0	0	0	2
	TEAM.....				3	2	5	1			1			
	Totals.....	27-61	6-12	17-22	20	24	44	21	77	19	19	5	3	200

TOTAL FG% 1st Half:	12-25	48.0%	2nd Half:	15-36	41.7%	Game:	44.3%	DEADB
3-Pt. FG% 1st Half:	4-5	80.0%	2nd Half:	2-7	28.6%	Game:	50.0%	REBS
F Throw % 1st Half:	4-5	80.0%	2nd Half:	13-17	76.5%	Game:	77.3%	1

HOME TEAM: #4 Villanova 6-0

##	Player Name	TOT-FG	3-PT	FT-FTA	REBOUNDS			PF	TP	A	TO	BLK	S	MIN
		FG-FGA	FG-FGA		OF	DE	TOT							
01	LOWRY, Kyle..... *	0-0	0-0	0-0	0	0	0	1	0	2	0	0	1	6
02	FOYE, Randy..... *	9-18	2-5	7-13	2	2	4	3	27	3	1	1	2	30
12	NARDI, Mike..... *	5-11	2-3	0-0	1	2	3	1	12	5	1	0	1	34
14	RAY, Allan..... *	7-15	3-8	3-4	1	0	1	2	20	2	1	0	1	31
50	SHERIDAN, Will..... *	6-10	0-0	1-2	3	5	8	2	13	1	1	0	1	29
03	BENN, Bilal.....	1-3	0-0	1-2	2	0	2	1	3	3	0	0	0	13
20	FRASER, Jason.....	1-2	0-0	1-2	1	2	3	1	3	0	2	4	0	11
21	CHARLES, Chris.....	1-3	0-0	1-2	4	1	5	2	3	0	0	2	0	8
22	DUNLEAVY, Baker.....	0-0	0-0	0-0	0	0	0	0	0	0	0	0	0	2
23	ANDERSON, Dwayne....	2-3	2-3	0-0	0	1	1	1	6	0	2	0	0	12
33	CUNNINGHAM, Dante...	0-2	0-0	3-6	3	4	7	3	3	3	0	1	2	22
42	TCHUISI, Frank.....	0-0	0-0	0-0	0	0	0	1	0	0	0	0	0	2
	TEAM.....				1		1							
	Totals.....	32-67	9-19	17-31	18	17	35	18	90	19	8	8	8	200

TOTAL FG% 1st Half:	17-40	42.5%	2nd Half:	15-27	55.6%	Game:	47.8%	DEADB
3-Pt. FG% 1st Half:	5-11	45.5%	2nd Half:	4-8	50.0%	Game:	47.4%	REBS
F Throw % 1st Half:	5-8	62.5%	2nd Half:	12-23	52.2%	Game:	54.8%	7,1

Officials: Gary Prager, Tim Claugherly, Bill Laubenstein

Technical fouls: Longwood-Williams, Kirk; TEAM. #4 Villanova-None.

Attendance: 7007

Score by Periods	1st	2nd	Total
Longwood.....	32	45	- 77
#4 Villanova.....	44	46	- 90

First men's college basketball game in Boardwalk Hall in nine years.

Points in the paint-LU 32,VU 40. Points off turnovers-LU 6,VU 15.

2nd chance points-LU 19,VU 19. Fast break points-LU 10,VU 10.

Bench points-LU 18,VU 18. Score tied-1 time. Lead changed-0 times.

Last FG-LU 2nd-00:55, VU 2nd-01:26.

Print Page

Close Window

No. 4 Villanova 90, Longwood 77

By JOHN CURRAN, Associated Press Writer
(Published: December 10, 2005)

ATLANTIC CITY, N.J. (AP) - For Villanova, the neutral site was a lot like home.

Randy Foye scored 27 points and Allan Ray had 20 as the fourth-ranked Wildcats ran their season-opening winning streak to six games with a 90-77 victory over Longwood on Saturday night.

Will Sheridan added 13 points and Mike Nardi 12 as Villanova shook off an early challenge from Longwood, a former Division II school that is in the midst of reclassification to Division I and suffered through a 1-30 season last year.

"It wasn't pretty, we'll take them anyway we can get them," coach Jay Wright said.

The Wildcats (6-0) used 3-point shooting and effective pressure defense to withstand an early challenge, with Foye and Ray scoring from outside and the 6-foot-8-inch Sheridan dominating inside.

Michael Jefferson scored 19 and Maurice Sumter 17 to pace Longwood.

"We got guys good enough to compete at this level," Lancers coach Mike Gillian said. "The game would have been much closer if we did what we had to do."

The non-conference game was played at a neutral site, but it wasn't so neutral. With Villanova's campus only 78 miles away, the Boardwalk Hall crowd of 7,007 was dominated by its students, alumni and fans.

With Nardi pressing the action and Sheridan scoring almost at will, Villanova raced to a 13-3 advantage, its zone traps - which forced 15 first-half turnovers - flustering Longwood and leading to easy baskets.

However, the long shot Lancers hung around. Dana Smith hit a pair of 3-pointers and Michael Jefferson added a jumper to narrow the lead to 29-25.

Longwood hit 50 percent of its 3-pointers, and they helped keep the team in the game.

"We were concerned," said Wright. "I know it sounds like coach talk, but their style was going to be different, attacking us. It wasn't slow-up. It was just full speed ahead, 100 miles an hour. They just drove the ball to the rim and shot threes."

That they did. Longwood shot 6-for-12 on 3-pointers, and outrebounded Villanova 44-35.

But the four-point margin in the first half was as close as the Lancers got.

Nardi hit a 3-pointer and a layup to key a 12-5 run as Villanova coasted to a 44-32 halftime lead, with Wright substituting liberally even before the outcome was assured.

The second half was all Villanova. The Wildcats, who hit 44 percent from beyond the arc for the night, used 3s from Foye, Ray and Nardi to pull away.

Villanova, which is celebrating the 20-year anniversary of its 1985 NCAA championship, has endured the loss of standout 6-7 forward Curtis Sumpter, who tore his anterior cruciate ligament in practice in October.

But with Foye and Allan's scoring and Nardi's playmaking, Villanova has more than compensated - taking a 27.8-point average margin of victory into this game.

The fourth man in Villanova's four-guard starting lineup, Kyle Lowry, played only 6 minutes because of back spasms. "It just tightened up. (He has) a little bit of a history, but nothing major," Wright said.

Print Page

Close Window



Longwood beats Liberty for second Division I victory

By Chris Lang
Lynchburg News & Advance
Thursday, December 1, 2005

FARMVILLE - The indignity of losing badly to what was one of major college basketball's worst programs a year ago was bad enough for Liberty University's basketball players Wednesday night. The taunting just made it worse.

"You are flamers!" a rowdy group of Longwood University students screamed during a second-half timeout. It was an altogether strange feeling for these fans, so accustomed to watching losses pile up at Willett Hall. Instead, they reveled in the Lancers' easy 88-75 victory against the Flames.

Only once since starting the four-year process of jumping from Division II to Division I had Longwood beaten a fellow DI school, rallying to top Howard here last December. Longwood, which was 1-30 last season, lost its next 23 games against Division I opponents before whipping the Flames.

"We were ready," Longwood coach Mike Gillian said.

And Liberty most certainly was not. Five nights ago at Rupp Arena, the Flames battled seventh-ranked Kentucky hard for a half and only trailed by nine at halftime.

Longwood (2-4) outworked and outmuscled Liberty (1-3) from the start and took a double-digit lead 12 minutes into the game. The Flames never pulled within single digits.

"There's so much inexperience in our group," Liberty coach Randy Dunton said. "I think they have a picture of what it takes to go to war and compete in a basketball game, and it's not accurate. You learn that through experience."

Michael Jefferson led the Lancers with 22 points, five assists and six rebounds. He was nearly unstoppable, even taking Liberty guard Larry Blair one-on-one and blowing past him for two first-half baskets. When Kirk Williams, who had 17 points, scored a basket and converted a foul shot with 1:46 left in the first half to put the Lancers ahead 42-21, Jefferson said he could sense the buzz in the building.

The fans were loud and appreciative. The Lancers had come to the gym ready, and they delivered a rousing performance.

"We're going to win!" one stunned student shrieked.

"Let's not say that yet," another warned.

There was nothing to worry about. Liberty didn't put up much of a fight. The Flames allowed 12 offensive rebounds and turned the ball over 21 times. There were stretches of 4:51 and 5:52 in the first half in which Liberty didn't score. The Flames coughed it up on six straight first-half possessions as Longwood seized the momentum and put the game out of reach.

Longwood scored 29 points off Liberty's turnovers. Blair attributed it to poor effort, and he hoped the ugly defeat would be an eye-opener for his team heading into Friday's game at Vines Center against Lynchburg College.

"Anytime you can't get loose balls, that's (poor) effort," Blair said. "It's nothing more than that. No excuses."

Last year, Longwood led at halftime only five times, never by more than six points. It lost four of those games. One had to wonder how the Lancers would handle a 19-point halftime edge.

They did just fine as Liberty continued to stumble over itself. Flames forward Jeremy Eck shot an air ball three feet from the basket and later missed a wide-open layup, prompting the students to taunt "we want Jeremy!" every time he went to the bench.

Then, disaster nearly struck for Liberty.

With 7:08 left, Blair crumpled to the floor in pain, screaming and holding his left leg. His calf had cramped up severely ("yeah, real severe," he said), and when he hit the floor, he opened a cut in the back of his head that left blood on the court and required bandaging on the bench.

Blair, who led the Flames with 16 points, said he was fine and added he expects to play Friday. Eric Bigby scored 13 points and Evan Risher added 12 for the Flames. Bryan Butler and Maurice Sumter scored 15 apiece for Longwood. Clayton Morgan (12 points) was the fifth Lancer in double figures.

Two random fans from the crowd of 1,430 stormed the court after the final buzzer and celebrated with Lancers players. It might have been a strange feeling for a program in transition, but it's one Longwood players can get used to.

"It's quite a difference between last year and this year," Jefferson said. "I like it."

This story can be found at:

http://www.newsadvance.com/servlet/Satellite?pagename=LNA%2FMGArticle%2FLNA_BasicArticle&c=MGArticle&cid=1128768458251&path=!sports

[Go Back](#)

Cofield's 21 spark Tribe's victory

Longwood scores 48 in the second half to help keep game close

BY JOHN PACKETT

TIMES-DISPATCH STAFF WRITER

Tuesday, November 29, 2005

W&M 88 LONGWOOD 75

FARMVILLE - Longwood University is in the third year of a four-year reclassification process in moving from Division II to Division I. William and Mary has been at the highest level for a long time.

So it wasn't surprising that the Tribe beat the Lancers 88-75 last night. But W&M coach Tony Shaver couldn't breathe easy until Adam Payton buried a 3-pointer from the right wing with 1:12 left in front of 1,528 at Willett Hall.

That gave the Tribe an 86-73 advantage and assured W&M of its fourth win in five outings.

"We couldn't buckle down defensively," Shaver said. "If we could have made one or two more stops, we could have had more of a working margin. Forty-eight second-half points [by Longwood], that's a lot of points. We allowed them to get into a rhythm.

"But I'm not going to complain about a 13-point win on the road. We've already won twice as many on the road this year as we did all last year [when the Tribe was 1-12 away from home]."

Junior Corey Cofield came off the bench to lead the Tribe with 21 points and seven rebounds. Vanderbilt transfer Adam Payton and sophomore Laimis Kisielius each scored 19 points as W&M built a 19-point second-half bulge.

But a balanced attack allowed the Lancers (1-4) to climb back in it and get as close as eight points on a three-point play by Maurice Sumter with 2:07 remaining. W&M scored the next seven points to remove any suspense, which was a far cry from last year's 90-60 romp in Williamsburg.

"We've certainly come a long way in the process and have a ways to go, but we are significantly better than we were a year ago," Longwood coach Mike Gillian said. "The evidence for me comes in the level of effort and intensity that we're getting out of our entire group night after night."

A 22-1 run by W&M turned a 10-4 Longwood lead into a 26-11 deficit midway through the first half. But the Lancers battled back to 31-27 before the Tribe reeled off the final 10 points of the half to take a 41-27 spread into the break.

Payton, who sat out last season under NCAA transfer rules, scored 14 of his points before intermission.

"I'm getting more comfortable every day, every practice," said the junior guard, who hit 7 of 8 shots from the floor.

Cofield, a starter most of his career, hasn't started the Tribe's two most recent games but turned in his season-high in scoring.

"Corey is a great kid and he's been a good player, but we've got to get him to play a good all-around game," Shaver said. "He hadn't done that earlier in the season, although tonight was his best all-around game of the season. He played very good defensively."

Former Meadowbrook High standout Michael Jefferson led five Lancers in double figures with 16 points, and Bryan Butler added 15.

Contact John Packett at (804) 649-6313 or jpacket@timesdispatch.com

WILLIAM & MARY (4-1)

Baker 3-11 1-4 8, Smith 2-4 2-2 6, Hutt 0-1 1-2 1, Kisielius 5-12 7-8 19, Payton 7-8 3-3 19, Loehrke 0-0 0-0 0, Mann 2-6 2-2 8, Stein 1-2 0-0 2, Smith III 0-0 0-0 0, Mokris 0-1 0-0 0, Darnell 2-4 0-0 4, Cofield 7-11 7-8 21. Totals 29-60 23-29 88.

LONGWOOD (1-4)

Morgan 3-8 3-5 10, Butler 6-10 0-0 15, Jefferson 6-14 3-4 16, Sumter 4-11 3-4 11, Barrett 6-12 1-1 13, Williams 1-4 1-2 3, Giles 0-1 0-0 0, Smith 3-3 1-2 7, Pistoljevic 0-0 0-0 0. Totals 29-63 12-18 75.

Halftime - William & Mary 41-27. 3-point goals - William & Mary 7-16 (Payton 2-2, Mann 2-3, Kisielius 2-7, Baker 1-3, Darnell 0-1), Longwood 5-18 (Butler 3-6, Morgan 1-1, Jefferson 1-4, Giles 0-1, Sumter 0-3, Barrett 0-3).

Fouled Out - Morgan, Smith, Williams. Rebounds - William & Mary 44 (Cofield 7), Longwood 28 (Morgan 9). Assists - William & Mary 19 (Baker, Kisielius 4), Longwood 9 (Barrett 3). Total Fouls - William & Mary 21, Longwood 23. A - 1,528.

This story can be found at: http://www.timesdispatch.com/servlet/Satellite?pagename=RTD%2FMGArticle%2FRTD_BasicArticle&c=MGArticle&cid=1128768408958&path=%21sports&s=1045855934844

[Go Back](#)

2005-06 Longwood Men's Basketball
 Longwood High/Low Analysis (as of Dec 21, 2005)
 All games

Longwood - TEAM GAME HIGHS

POINTS.....	93	vs Virginia-Wise (11-26-05)
	88	vs Liberty (11-30-05)
	79	vs Valparaiso (12-20-05)
	77	vs #4 Villanova (12-10-05)
	75	vs William and Mary (11-28-05)
FIELD GOALS MADE.....	38	vs Virginia-Wise (11-26-05)
	30	vs Valparaiso (12-20-05)
FIELD GOAL ATTEMPTS.....	81	vs Virginia-Wise (11-26-05)
	70	vs Valparaiso (12-20-05)
FIELD GOAL PERCENTAGE.....	.500 (28-56)	vs Louisiana Tech (11-19-05)
	.483 (29-60)	vs Liberty (11-30-05)
3 PT FIELD GOALS MADE.....	12	at Nebraska (11-18-05)
	9	at Kansas State (12-5-05)
3 PT FG ATTEMPTS.....	28	at Nebraska (11-18-05)
	26	vs Virginia-Wise (11-26-05)
3 PT FG PERCENTAGE.....	.500 (6-12)	vs #4 Villanova (12-10-05)
	.429 (12-28)	at Nebraska (11-18-05)
	.429 (9-21)	at Kansas State (12-5-05)
	.429 (3-7)	vs Liberty (11-30-05)
FREE THROWS MADE.....	27	vs Liberty (11-30-05)
	18	vs High Point (12-17-05)
FREE THROW ATTEMPTS.....	35	vs Liberty (11-30-05)
	23	vs Yale (11-20-05)
FREE THROW PERCENTAGE.....	.857 (18-21)	vs High Point (12-17-05)
	.850 (17-20)	vs Valparaiso (12-20-05)
REBOUNDS.....	51	vs Virginia-Wise (11-26-05)
	44	vs #4 Villanova (12-10-05)
ASSISTS.....	21	vs Virginia-Wise (11-26-05)
	20	vs Louisiana Tech (11-19-05)
STEALS.....	14	vs Virginia-Wise (11-26-05)
	11	vs Liberty (11-30-05)
	11	vs William and Mary (11-28-05)
BLOCKED SHOTS.....	5	vs High Point (12-17-05)
	5	vs #4 Villanova (12-10-05)
TURNOVERS.....	24	at Kansas State (12-5-05)
	23	vs Louisiana Tech (11-19-05)
FOULS.....	27	vs Yale (11-20-05)
	26	at Nebraska (11-18-05)

2005-06 Longwood Men's Basketball
 Longwood High/Low Analysis (as of Dec 21, 2005)
 All games

Opponent - GAME HIGHS

POINTS.....	90	vs #4 Villanova (12-10-05)
	89	at Kansas State (12-5-05)
	88	vs High Point (12-17-05)
	88	vs William and Mary (11-28-05)
	83	vs Louisiana Tech (11-19-05)
FIELD GOALS MADE.....	35	at Kansas State (12-5-05)
	32	vs High Point (12-17-05)
	32	vs #4 Villanova (12-10-05)
	32	at UMKC (12-3-05)
FIELD GOAL ATTEMPTS.....	73	at Kansas State (12-5-05)
	67	vs #4 Villanova (12-10-05)
FIELD GOAL PERCENTAGE.....	.571 (32-56)	vs High Point (12-17-05)
	.552 (32-58)	at UMKC (12-3-05)
3 PT FIELD GOALS MADE.....	9	vs Valparaiso (12-20-05)
	9	vs #4 Villanova (12-10-05)
3 PT FG ATTEMPTS.....	21	vs Valparaiso (12-20-05)
	19	vs #4 Villanova (12-10-05)
3 PT FG PERCENTAGE.....	.545 (6-11)	vs High Point (12-17-05)
	.500 (6-12)	at Kansas State (12-5-05)
FREE THROWS MADE.....	23	vs William and Mary (11-28-05)
	22	vs Yale (11-20-05)
	22	vs Louisiana Tech (11-19-05)
FREE THROW ATTEMPTS.....	33	vs Louisiana Tech (11-19-05)
	32	vs Yale (11-20-05)
FREE THROW PERCENTAGE.....	.813 (13-16)	at Kansas State (12-5-05)
	.793 (23-29)	vs William and Mary (11-28-05)
REBOUNDS.....	48	vs Yale (11-20-05)
	45	at Kansas State (12-5-05)
	45	at Nebraska (11-18-05)
ASSISTS.....	28	at Kansas State (12-5-05)
	20	vs Valparaiso (12-20-05)
STEALS.....	10	at Kansas State (12-5-05)
	9	vs Liberty (11-30-05)
	9	vs Louisiana Tech (11-19-05)
BLOCKED SHOTS.....	9	at Kansas State (12-5-05)
	8	vs #4 Villanova (12-10-05)
TURNOVERS.....	21	vs Valparaiso (12-20-05)
	21	vs Liberty (11-30-05)
	21	vs Virginia-Wise (11-26-05)
	21	at Nebraska (11-18-05)
FOULS.....	25	vs Liberty (11-30-05)
	21	vs William and Mary (11-28-05)

2005-06 Longwood Men's Basketball
 Longwood High/Low Analysis (as of Dec 21, 2005)
 All games

Longwood - GAME LOWS

POINTS.....	60	at Kansas State (12-5-05)
	65	at Nebraska (11-18-05)
	67	vs Yale (11-20-05)
	69	at UMKC (12-3-05)
	72	vs High Point (12-17-05)
FIELD GOALS MADE.....	21	at Kansas State (12-5-05)
	23	vs Yale (11-20-05)
	23	at UMKC (12-3-05)
FIELD GOAL ATTEMPTS.....	56	vs Louisiana Tech (11-19-05)
	60	vs Liberty (11-30-05)
FIELD GOAL PERCENTAGE.....	.328 (21-64)	at Kansas State (12-5-05)
	.348 (23-66)	at UMKC (12-3-05)
3 PT FIELD GOALS MADE.....	2	vs High Point (12-17-05)
	2	vs Valparaiso (12-20-05)
3 PT FG ATTEMPTS.....	7	vs Liberty (11-30-05)
	12	vs #4 Villanova (12-10-05)
	12	vs High Point (12-17-05)
3 PT FG PERCENTAGE.....	.143 (2-14)	vs Valparaiso (12-20-05)
	.167 (2-12)	vs High Point (12-17-05)
FREE THROWS MADE.....	5	at Nebraska (11-18-05)
	9	vs Virginia-Wise (11-26-05)
	9	at Kansas State (12-5-05)
FREE THROW ATTEMPTS.....	10	at Nebraska (11-18-05)
	13	vs Louisiana Tech (11-19-05)
FREE THROW PERCENTAGE.....	.500 (5-10)	at Nebraska (11-18-05)
	.529 (9-17)	at Kansas State (12-5-05)
REBOUNDS.....	28	vs Louisiana Tech (11-19-05)
	28	vs William and Mary (11-28-05)
ASSISTS.....	9	vs William and Mary (11-28-05)
	10	at UMKC (12-3-05)
STEALS.....	3	vs #4 Villanova (12-10-05)
	5	at UMKC (12-3-05)
BLOCKED SHOTS.....	0	at Nebraska (11-18-05)
	0	vs Liberty (11-30-05)
	0	vs Valparaiso (12-20-05)
TURNOVERS.....	9	vs Virginia-Wise (11-26-05)
	14	at UMKC (12-3-05)
	14	vs High Point (12-17-05)
FOULS.....	16	at UMKC (12-3-05)
	17	vs Liberty (11-30-05)
	17	vs High Point (12-17-05)

2005-06 Longwood Men's Basketball
 Longwood High/Low Analysis (as of Dec 21, 2005)
 All games

Opponent - GAME LOWS

POINTS.....	49	vs Virginia-Wise (11-26-05)
	70	vs Yale (11-20-05)
	75	vs Liberty (11-30-05)
	79	at UMKC (12-3-05)
	80	at Nebraska (11-18-05)
FIELD GOALS MADE.....	16	vs Virginia-Wise (11-26-05)
	23	vs Yale (11-20-05)
FIELD GOAL ATTEMPTS.....	49	vs Virginia-Wise (11-26-05)
	54	vs Louisiana Tech (11-19-05)
FIELD GOAL PERCENTAGE.....	.327 (16-49)	vs Virginia-Wise (11-26-05)
	.377 (23-61)	vs Yale (11-20-05)
3 PT FIELD GOALS MADE.....	2	vs Yale (11-20-05)
	3	vs Louisiana Tech (11-19-05)
3 PT FG ATTEMPTS.....	10	vs Louisiana Tech (11-19-05)
	10	vs Yale (11-20-05)
3 PT FG PERCENTAGE.....	.200 (2-10)	vs Yale (11-20-05)
	.267 (4-15)	vs Virginia-Wise (11-26-05)
FREE THROWS MADE.....	9	vs Liberty (11-30-05)
	10	at UMKC (12-3-05)
FREE THROW ATTEMPTS.....	13	vs Liberty (11-30-05)
	16	at Kansas State (12-5-05)
FREE THROW PERCENTAGE.....	.548 (17-31)	vs #4 Villanova (12-10-05)
	.556 (15-27)	at Nebraska (11-18-05)
REBOUNDS.....	28	vs Liberty (11-30-05)
	28	vs High Point (12-17-05)
ASSISTS.....	3	vs Virginia-Wise (11-26-05)
	10	vs Liberty (11-30-05)
STEALS.....	5	vs Virginia-Wise (11-26-05)
	5	vs William and Mary (11-28-05)
	5	vs High Point (12-17-05)
BLOCKED SHOTS.....	0	vs William and Mary (11-28-05)
	1	vs Virginia-Wise (11-26-05)
TURNOVERS.....	8	vs #4 Villanova (12-10-05)
	15	at UMKC (12-3-05)
	15	at Kansas State (12-5-05)
FOULS.....	12	at UMKC (12-3-05)
	14	vs Virginia-Wise (11-26-05)

2005-06 Longwood Men's Basketball
 Longwood Category Leaders (as of Dec 21, 2005)
 All games

FG PERCENTAGE	FG ATT	Pct
Williams, Kirk.....	33 66	.500
Barrett, Lamar.....	36 74	.486
Smith, Dana.....	26 57	.456
Sumter, Maurice.....	53 117	.453
Jefferson, Michael..	54 120	.450
Kosmo, Chad.....	4 10	.400
Pistoljevic, Husein.	13 33	.394
Morgan, Clayton.....	37 96	.385
Rowe, Joel.....	2 6	.333
Butler, Bryan.....	34 102	.333
Holmes, Darren.....	2 7	.286
Giles, Brandon.....	4 25	.160

FIELD GOAL ATTEMPTS	G	Att	Att/G
Jefferson, Michael..	11	120	10.9
Sumter, Maurice.....	11	117	10.6
Butler, Bryan.....	11	102	9.3
Morgan, Clayton.....	11	96	8.7
Barrett, Lamar.....	11	74	6.7

FIELD GOALS MADE	G	Made	Made/G
Jefferson, Michael..	11	54	4.9
Sumter, Maurice.....	11	53	4.8
Morgan, Clayton.....	11	37	3.4
Barrett, Lamar.....	11	36	3.3
Butler, Bryan.....	11	34	3.1

3-POINT PERCENTAGE	3FG ATT	Pct
Smith, Dana.....	7 15	.467
Jefferson, Michael..	18 43	.419
Sumter, Maurice.....	8 24	.333
Pistoljevic, Husein.	8 26	.308
Butler, Bryan.....	16 52	.308
Morgan, Clayton.....	4 14	.286
Rowe, Joel.....	1 4	.250
Barrett, Lamar.....	1 7	.143
Giles, Brandon.....	3 21	.143

3-POINT FG ATTEMPTS	G	Att	Att/G
Butler, Bryan.....	11	52	4.7
Jefferson, Michael..	11	43	3.9
Pistoljevic, Husein.	10	26	2.6
Sumter, Maurice.....	11	24	2.2
Giles, Brandon.....	11	21	1.9

3-POINT FGS MADE	G	Made	Made/G
Jefferson, Michael..	11	18	1.6
Butler, Bryan.....	11	16	1.5
Sumter, Maurice.....	11	8	0.7
Pistoljevic, Husein.	10	8	0.8
Smith, Dana.....	11	7	0.6

FT PERCENTAGE	FT ATT	Pct
Giles, Brandon.....	4 4	1.000
Pistoljevic, Husein.	4 4	1.000
Butler, Bryan.....	11 13	.846
Jefferson, Michael..	34 41	.829
Sumter, Maurice.....	23 28	.821
Morgan, Clayton.....	30 41	.732
Smith, Dana.....	15 21	.714
Williams, Kirk.....	24 38	.632
Barrett, Lamar.....	9 17	.529
Kosmo, Chad.....	2 8	.250

FREE THROW ATTEMPTS	G	Att	Att/G
Morgan, Clayton.....	11	41	3.7
Jefferson, Michael..	11	41	3.7
Williams, Kirk.....	11	38	3.5
Sumter, Maurice.....	11	28	2.5
Smith, Dana.....	11	21	1.9

FREE THROWS MADE	G	Made	Made/G
Jefferson, Michael..	11	34	3.1
Morgan, Clayton.....	11	30	2.7
Williams, Kirk.....	11	24	2.2
Sumter, Maurice.....	11	23	2.1
Smith, Dana.....	11	15	1.4

POINTS	G	Pts	Pts/G
Jefferson, Michael..	11	160	14.5
Sumter, Maurice.....	11	137	12.5
Morgan, Clayton.....	11	108	9.8
Butler, Bryan.....	11	95	8.6
Williams, Kirk.....	11	90	8.2
Barrett, Lamar.....	11	82	7.5
Smith, Dana.....	11	74	6.7
Pistoljevic, Husein.	10	38	3.8
Giles, Brandon.....	11	15	1.4
Kosmo, Chad.....	5	10	2.0
Rowe, Joel.....	6	5	0.8
Holmes, Darren.....	6	4	0.7

POINTS AVERAGE	G	Pts	Avg/G
Jefferson, Michael..	11	160	14.5
Sumter, Maurice.....	11	137	12.5
Morgan, Clayton.....	11	108	9.8
Butler, Bryan.....	11	95	8.6
Williams, Kirk.....	11	90	8.2
Barrett, Lamar.....	11	82	7.5
Smith, Dana.....	11	74	6.7
Pistoljevic, Husein.	10	38	3.8
Kosmo, Chad.....	5	10	2.0
Giles, Brandon.....	11	15	1.4
Rowe, Joel.....	6	5	0.8
Holmes, Darren.....	6	4	0.7

2005-06 Longwood Men's Basketball
 Longwood Category Leaders (as of Dec 21, 2005)
 All games

REBOUNDS	G	Reb	Reb/G
Morgan, Clayton.....	11	95	8.6
Sumter, Maurice.....	11	62	5.6
Williams, Kirk.....	11	51	4.6
Barrett, Lamar.....	11	39	3.5
Smith, Dana.....	11	33	3.0

REBOUND AVERAGE	G	Reb	Avg/G
Morgan, Clayton.....	11	95	8.6
Sumter, Maurice.....	11	62	5.6
Williams, Kirk.....	11	51	4.6
Kosmo, Chad.....	5	18	3.6
Barrett, Lamar.....	11	39	3.5

OFFENSIVE REBOUNDS	G	No.	Avg/G
Morgan, Clayton.....	11	37	3.4
Williams, Kirk.....	11	29	2.6
Sumter, Maurice.....	11	22	2.0
Barrett, Lamar.....	11	19	1.7
Smith, Dana.....	11	10	0.9

DEFENSIVE REBOUNDS	G	No.	Avg/G
Morgan, Clayton.....	11	58	5.3
Sumter, Maurice.....	11	40	3.6
Smith, Dana.....	11	23	2.1
Williams, Kirk.....	11	22	2.0
Barrett, Lamar.....	11	20	1.8
Butler, Bryan.....	11	20	1.8

FOULS	G	No.	Per/G
Smith, Dana.....	11	32	2.9
Barrett, Lamar.....	11	31	2.8
Williams, Kirk.....	11	31	2.8
Giles, Brandon.....	11	24	2.2
Sumter, Maurice.....	11	22	2.0

FOULOUTS	G	No.
Smith, Dana.....	11	3
Williams, Kirk.....	11	2
Holmes, Darren.....	6	1
Morgan, Clayton.....	11	1
Barrett, Lamar.....	11	1

ASSISTS	G	No.	A/G
Butler, Bryan.....	11	26	2.4
Jefferson, Michael..	11	26	2.4
Sumter, Maurice.....	11	24	2.2
Giles, Brandon.....	11	22	2.0
Barrett, Lamar.....	11	19	1.7

STEALS	G	No.	S/G
Butler, Bryan.....	11	19	1.7
Sumter, Maurice.....	11	18	1.6
Jefferson, Michael..	11	17	1.5
Barrett, Lamar.....	11	12	1.1
Williams, Kirk.....	11	9	0.8

BLOCKED SHOTS	G	No.	Blk/G
Sumter, Maurice.....	11	8	0.7
Smith, Dana.....	11	8	0.7
Jefferson, Michael..	11	3	0.3
Barrett, Lamar.....	11	3	0.3
Morgan, Clayton.....	11	2	0.2
Kosmo, Chad.....	5	2	0.4
Williams, Kirk.....	11	2	0.2

MINUTES	G	No.	Min/G
Sumter, Maurice.....	11	344	31.3
Jefferson, Michael..	11	328	29.8
Morgan, Clayton.....	11	286	26.0
Barrett, Lamar.....	11	259	23.5
Butler, Bryan.....	11	245	22.3

TURNOVERS	G	No.	TO/G
Jefferson, Michael..	11	36	3.3
Sumter, Maurice.....	11	32	2.9
Butler, Bryan.....	11	32	2.9
Morgan, Clayton.....	11	21	1.9
Smith, Dana.....	11	14	1.3

2005-06 Longwood Men's Basketball
 Longwood High/Low Analysis (as of Dec 21, 2005)
 All games

Longwood - INDIVIDUAL GAME HIGHS

POINTS.....	26	Jefferson, Michael vs Louisiana Tech (11-19-05)
	25	Sumter, Maurice vs Valparaiso (12-20-05)
	25	Morgan, Clayton vs Valparaiso (12-20-05)
	22	Jefferson, Michael vs Liberty (11-30-05)
	19	Jefferson, Michael vs #4 Villanova (12-10-05)
FIELD GOALS MADE.....	9	Sumter, Maurice vs Valparaiso (12-20-05)
	9	Morgan, Clayton vs Valparaiso (12-20-05)
FIELD GOAL ATT.....	18	Morgan, Clayton vs Valparaiso (12-20-05)
	16	Jefferson, Michael vs Virginia-Wise (11-26-05)
FG PCT (min 5 made).....	1.000 (6-6)	Smith, Dana vs Virginia-Wise (11-26-05)
	.778 (7-9)	Williams, Kirk vs Liberty (11-30-05)
3 PT FG MADE.....	4	Jefferson, Michael at Kansas State (12-5-05)
	4	Jefferson, Michael vs Louisiana Tech (11-19-05)
	4	Smith, Dana at Nebraska (11-18-05)
3 PT FG ATTEMPTS.....	9	Butler, Bryan at Nebraska (11-18-05)
	8	Jefferson, Michael at UMKC (12-3-05)
	8	Butler, Bryan at UMKC (12-3-05)
3-PT FG PCT (min 2 made).....	1.000 (4-4)	Smith, Dana at Nebraska (11-18-05)
	1.000 (2-2)	Smith, Dana vs #4 Villanova (12-10-05)
FREE THROWS MADE.....	7	Jefferson, Michael vs Liberty (11-30-05)
	6	Morgan, Clayton vs Valparaiso (12-20-05)
	6	Sumter, Maurice vs Valparaiso (12-20-05)
	6	Morgan, Clayton vs #4 Villanova (12-10-05)
	6	Morgan, Clayton vs Liberty (11-30-05)
	6	Jefferson, Michael vs Louisiana Tech (11-19-05)
FREE THROW ATT.....	8	Morgan, Clayton vs #4 Villanova (12-10-05)
	8	Jefferson, Michael vs Liberty (11-30-05)
FT PCT (min 3 made).....	1.000 (6-6)	Sumter, Maurice vs Valparaiso (12-20-05)
	1.000 (6-6)	Jefferson, Michael vs Louisiana Tech (11-19-05)
	1.000 (5-5)	Morgan, Clayton at UMKC (12-3-05)
	1.000 (4-4)	Smith, Dana vs High Point (12-17-05)
	1.000 (4-4)	Williams, Kirk at UMKC (12-3-05)
	1.000 (4-4)	Jefferson, Michael vs Yale (11-20-05)
REBOUNDS.....	16	Morgan, Clayton at UMKC (12-3-05)
	15	Morgan, Clayton vs High Point (12-17-05)
ASSISTS.....	5	Morgan, Clayton vs Valparaiso (12-20-05)
	5	Sumter, Maurice vs Valparaiso (12-20-05)
	5	Butler, Bryan vs #4 Villanova (12-10-05)
	5	Jefferson, Michael vs Liberty (11-30-05)
	5	Sumter, Maurice vs Yale (11-20-05)
	5	Giles, Brandon at Nebraska (11-18-05)
STEALS.....	5	Butler, Bryan vs Liberty (11-30-05)
	3	Butler, Bryan vs High Point (12-17-05)
	3	Jefferson, Michael at Kansas State (12-5-05)
	3	Sumter, Maurice at UMKC (12-3-05)
	3	Jefferson, Michael vs Liberty (11-30-05)
	3	Sumter, Maurice vs William and Mary (11-28-05)
	3	Jefferson, Michael vs William and Mary (11-28-05)
	3	Butler, Bryan vs William and Mary (11-28-05)
	3	Sumter, Maurice vs Virginia-Wise (11-26-05)
	3	Smith, Dana vs Virginia-Wise (11-26-05)
	3	Butler, Bryan vs Virginia-Wise (11-26-05)
	3	Sumter, Maurice vs Yale (11-20-05)

BLOCKED SHOTS.....	3	Barrett, Lamar at Nebraska (11-18-05)
	3	Smith, Dana vs High Point (12-17-05)
	2	Sumter, Maurice vs High Point (12-17-05)
	2	Sumter, Maurice vs #4 Villanova (12-10-05)
	2	Jefferson, Michael vs #4 Villanova (12-10-05)
	2	Smith, Dana at Kansas State (12-5-05)
	2	Kosmo, Chad vs Virginia-Wise (11-26-05)
	2	Sumter, Maurice vs Yale (11-20-05)
TURNOVERS.....	8	Jefferson, Michael at Kansas State (12-5-05)
	8	Butler, Bryan vs Louisiana Tech (11-19-05)
FOULS.....	5	Barrett, Lamar at Kansas State (12-5-05)
	5	Morgan, Clayton vs William and Mary (11-28-05)
	5	Smith, Dana vs William and Mary (11-28-05)
	5	Williams, Kirk vs William and Mary (11-28-05)
	5	Holmes, Darren vs Virginia-Wise (11-26-05)
	5	Smith, Dana vs Louisiana Tech (11-19-05)
	5	Williams, Kirk vs Louisiana Tech (11-19-05)
	5	Smith, Dana at Nebraska (11-18-05)

2005-06 Longwood Men's Basketball
 Longwood Individual Game-by-Game (as of Dec 21, 2005)
 All games

#00 Holmes, Darren

Opponent	Date	GS	Min	---TOTAL---		---3-PTS---		---FT-FTA---		----REBOUNDS----				PF	FO	A	TO	Blk	Stl	Pts	Avg
				FG-FGA	Pct	3FG-FGA	Pct	Pct	Off	Def	Tot	Avg									
at Nebraska	11-18-05		2	0-1	.000	0-0	.000	0-0	.000	0	0	0	0.0	0	0	0	0	0	0	0	0.0
vs Louisiana Tech	11-19-05		1	2-2	1.000	0-0	.000	0-0	.000	0	0	0	0.0	1	0	0	0	0	0	4	2.0
VIRGINIA-WISE	11-26-05		7	0-0	.000	0-0	.000	0-0	.000	1	2	3	1.0	5	1	0	2	0	0	0	1.3
at Kansas State	12-5-05		4	0-3	.000	0-0	.000	0-0	.000	1	0	1	1.0	1	0	0	0	0	1	0	1.0
vs #4 Villanova	12-10-05		1	0-1	.000	0-0	.000	0-0	.000	2	0	2	1.2	0	0	1	0	0	0	0	0.8
HIGH POINT	12-17-05		2	0-0	.000	0-0	.000	0-0	.000	0	0	0	1.0	0	0	1	0	0	0	0	0.7
Totals.....		0	17	2-7	.286	0-0	.000	0-0	.000	4	2	6	1.0	7	1	2	2	0	1	4	0.7

Games played: 6
 Points/game: 0.7
 FG Pct: 28.6

Rebounds/game: 1.0
 Assists/game: 0.3
 Turnovers/game: 0.3
 Assist/turnover ratio: 1.0
 Steals/game: 0.2

2005-06 Longwood Men's Basketball
 Longwood Individual Game-by-Game (as of Dec 21, 2005)
 All games

#01 Morgan, Clayton

Opponent	Date	GS	Min	---TOTAL---		---3-PTS---		---FT-FTA---		----REBOUNDS----				PF	FO	A	TO	Blk	Stl	Pts	Avg
				FG-FGA	Pct	3FG-FGA	Pct	Pct	Off	Def	Tot	Avg									
at Nebraska	11-18-05		21	1-5	.200	0-2	.000	0-0	.000	0	2	2	2.0	2	0	0	1	0	0	2	2.0
vs Louisiana Tech	11-19-05		16	0-2	.000	0-0	.000	0-0	.000	0	0	0	1.0	0	0	1	4	1	1	0	1.0
vs Yale	11-20-05		20	2-8	.250	1-3	.333	0-0	.000	3	5	8	3.3	2	0	3	1	0	0	5	2.3
VIRGINIA-WISE	11-26-05		17	5-7	.714	1-1	1.000	2-3	.667	1	7	8	4.5	2	0	2	1	0	1	13	5.0
WILLIAM AND MARY	11-28-05	*	31	3-8	.375	1-1	1.000	3-5	.600	2	7	9	5.4	5	1	0	0	1	1	10	6.0
LIBERTY	11-30-05	*	31	3-6	.500	0-1	.000	6-7	.857	3	4	7	5.7	2	0	1	2	0	0	12	7.0
at UMKC	12-3-05	*	29	4-14	.286	0-1	.000	5-5	1.000	10	6	16	7.1	2	0	0	1	0	0	13	7.9
at Kansas State	12-5-05	*	27	3-8	.375	0-1	.000	2-6	.333	5	4	9	7.4	2	0	1	4	0	2	8	7.9
vs #4 Villanova	12-10-05	*	30	3-11	.273	0-0	.000	6-8	.750	5	3	8	7.4	1	0	1	2	0	0	12	8.3
HIGH POINT	12-17-05	*	29	4-9	.444	0-2	.000	0-0	.000	2	13	15	8.2	1	0	1	3	0	1	8	8.3
VALPARAISO	12-20-05	*	35	9-18	.500	1-2	.500	6-7	.857	6	7	13	8.6	2	0	5	2	0	0	25	9.8
Totals.....		7	286	37-96	.385	4-14	.286	30-41	.732	37	58	95	8.6	21	1	15	21	2	6	108	9.8

Games played: 11
 Points/game: 9.8
 FG Pct: 38.5
 3FG Pct: 28.6
 FT Pct: 73.2

Rebounds/game: 8.6
 Assists/game: 1.4
 Turnovers/game: 1.9
 Assist/turnover ratio: 0.7
 Steals/game: 0.5
 Blocks/game: 0.2

2005-06 Longwood Men's Basketball
 Longwood Individual Game-by-Game (as of Dec 21, 2005)
 All games

#03 Williams, Kirk

Opponent	Date	GS	Min	---TOTAL---		---3-PTS---		FT-FTA		----REBOUNDS----				PF	FO	A	TO	Blk	Stl	Pts	Avg
				FG-FGA	Pct	3FG-FGA	Pct	Pct	Off	Def	Tot	Avg									
at Nebraska	11-18-05		15	2-4	.500	0-0	.000	1-2	.500	5	1	6	6.0	2	0	0	1	0	0	5	5.0
vs Louisiana Tech	11-19-05		17	4-4	1.000	0-0	.000	5-6	.833	1	2	3	4.5	5	1	1	0	0	2	13	9.0
vs Yale	11-20-05		15	3-6	.500	0-0	.000	2-3	.667	2	1	3	4.0	4	0	0	2	0	1	8	8.7
VIRGINIA-WISE	11-26-05		21	2-5	.400	0-0	.000	3-6	.500	6	3	9	5.3	0	0	1	0	0	1	7	8.3
WILLIAM AND MARY	11-28-05		15	1-4	.250	0-0	.000	1-2	.500	1	2	3	4.8	5	1	1	4	1	0	3	7.2
LIBERTY	11-30-05		17	7-9	.778	0-0	.000	3-6	.500	1	2	3	4.5	3	0	0	0	0	1	17	8.8
at UMKC	12-3-05		22	3-8	.375	0-0	.000	4-4	1.000	5	2	7	4.9	3	0	0	0	0	1	10	9.0
at Kansas State	12-5-05		21	2-5	.400	0-0	.000	2-4	.500	2	2	4	4.8	1	0	2	1	1	1	6	8.6
vs #4 Villanova	12-10-05		21	4-6	.667	0-0	.000	1-2	.500	1	5	6	4.9	4	0	1	0	0	0	9	8.7
HIGH POINT	12-17-05		13	2-8	.250	0-0	.000	1-2	.500	2	1	3	4.7	3	0	1	0	0	0	5	8.3
VALPARAISO	12-20-05		20	3-7	.429	0-0	.000	1-1	1.000	3	1	4	4.6	1	0	2	1	0	2	7	8.2
Totals.....		0	197	33-66	.500	0-0	.000	24-38	.632	29	22	51	4.6	31	2	9	9	2	9	90	8.2

Games played: 11
 Points/game: 8.2
 FG Pct: 50.0
 FT Pct: 63.2

Rebounds/game: 4.6
 Assists/game: 0.8
 Turnovers/game: 0.8
 Assist/turnover ratio: 1.0
 Steals/game: 0.8
 Blocks/game: 0.2

2005-06 Longwood Men's Basketball
 Longwood Individual Game-by-Game (as of Dec 21, 2005)
 All games

#10 Giles, Brandon

Opponent	Date	GS	Min	---TOTAL---		---3-PTS---		---FT---		----REBOUNDS----				PF	FO	A	TO	Blk	Stl	Pts	Avg
				FG-FGA	Pct	3FG-FGA	Pct	FT-FTA	Pct	Off	Def	Tot	Avg								
at Nebraska	11-18-05		20	0-3	.000	0-2	.000	0-0	.000	0	2	2	2.0	2	0	5	3	0	0	0	0.0
vs Louisiana Tech	11-19-05		13	0-2	.000	0-2	.000	0-0	.000	0	1	1	1.5	0	0	3	0	0	0	0	0.0
vs Yale	11-20-05		17	2-4	.500	2-4	.500	0-0	.000	0	3	3	2.0	4	0	1	0	0	0	6	2.0
VIRGINIA-WISE	11-26-05		11	1-5	.200	1-5	.200	0-0	.000	0	0	0	1.5	4	0	2	0	0	0	3	2.3
WILLIAM AND MARY	11-28-05		12	0-1	.000	0-1	.000	0-0	.000	0	1	1	1.4	2	0	1	1	0	0	0	1.8
LIBERTY	11-30-05		14	0-0	.000	0-0	.000	2-2	1.000	0	0	0	1.2	2	0	3	0	0	0	2	1.8
at UMKC	12-3-05		15	1-2	.500	0-1	.000	0-0	.000	0	1	1	1.1	0	0	1	2	0	0	2	1.9
at Kansas State	12-5-05		11	0-2	.000	0-2	.000	2-2	1.000	0	1	1	1.1	1	0	1	2	0	0	2	1.9
vs #4 Villanova	12-10-05		10	0-1	.000	0-1	.000	0-0	.000	0	1	1	1.1	3	0	3	2	0	0	0	1.7
HIGH POINT	12-17-05		11	0-3	.000	0-1	.000	0-0	.000	0	0	0	1.0	2	0	1	1	0	1	0	1.5
VALPARAISO	12-20-05	*	18	0-2	.000	0-2	.000	0-0	.000	0	1	1	1.0	4	0	1	1	0	1	0	1.4
Totals.....		1	152	4-25	.160	3-21	.143	4-4	1.000	0	11	11	1.0	24	0	22	12	0	2	15	1.4

Games played: 11
 Points/game: 1.4
 FG Pct: 16.0
 3FG Pct: 14.3
 FT Pct: 100.0

Rebounds/game: 1.0
 Assists/game: 2.0
 Turnovers/game: 1.1
 Assist/turnover ratio: 1.8
 Steals/game: 0.2

2005-06 Longwood Men's Basketball
 Longwood Individual Game-by-Game (as of Dec 21, 2005)
 All games

#12 Butler, Bryan

Opponent	Date	GS	Min	---TOTAL---		---3-PTS---		FT-FTA		----REBOUNDS----				PF	FO	A	TO	Blk	Stl	Pts	Avg
				FG-FGA	Pct	3FG-FGA	Pct	Pct	Off	Def	Tot	Avg									
at Nebraska	11-18-05	*	20	6-14	.429	3-9	.333	0-0	.000	0	2	2	2.0	3	0	4	4	0	1	15	15.0
vs Louisiana Tech	11-19-05	*	24	3-9	.333	0-3	.000	0-1	.000	2	2	4	3.0	2	0	3	8	0	0	6	10.5
vs Yale	11-20-05	*	23	3-11	.273	2-6	.333	2-2	1.000	2	2	4	3.3	2	0	0	2	0	2	10	10.3
VIRGINIA-WISE	11-26-05	*	19	5-10	.500	2-4	.500	0-0	.000	0	3	3	3.3	1	0	3	0	0	3	12	10.8
WILLIAM AND MARY	11-28-05	*	25	6-10	.600	3-6	.500	0-0	.000	0	1	1	2.8	0	0	0	2	0	3	15	11.6
LIBERTY	11-30-05	*	27	4-7	.571	2-3	.667	5-6	.833	0	3	3	2.8	2	0	3	1	0	5	15	12.2
at UMKC	12-3-05	*	24	2-14	.143	1-8	.125	0-0	.000	0	4	4	3.0	3	0	4	3	0	0	5	11.1
at Kansas State	12-5-05	*	23	3-9	.333	3-4	.750	0-0	.000	0	2	2	2.9	1	0	1	2	0	2	9	10.9
vs #4 Villanova	12-10-05	*	26	1-5	.200	0-2	.000	2-2	1.000	1	0	1	2.7	3	0	5	6	0	0	4	10.1
HIGH POINT	12-17-05	*	21	1-9	.111	0-4	.000	2-2	1.000	1	0	1	2.5	2	0	3	4	0	3	4	9.5
VALPARAISO	12-20-05		13	0-4	.000	0-3	.000	0-0	.000	0	1	1	2.4	1	0	0	0	0	0	0	8.6
Totals.....		10	245	34-102	.333	16-52	.308	11-13	.846	6	20	26	2.4	20	0	26	32	0	19	95	8.6

Games played: 11
 Points/game: 8.6
 FG Pct: 33.3
 3FG Pct: 30.8
 FT Pct: 84.6

Rebounds/game: 2.4
 Assists/game: 2.4
 Turnovers/game: 2.9
 Assist/turnover ratio: 0.8
 Steals/game: 1.7

2005-06 Longwood Men's Basketball
 Longwood Individual Game-by-Game (as of Dec 21, 2005)
 All games

#15 Rowe, Joel

Opponent	Date	GS	Min	---TOTAL---		---3-PTS---		---FT-FTA---		----REBOUNDS----				PF	FO	A	TO	Blk	Stl	Pts	Avg
				FG-FGA	Pct	3FG-FGA	Pct	Pct	Off	Def	Tot	Avg									
at Nebraska	11-18-05		1	0-1	.000	0-1	.000	0-0	.000	0	0	0	0.0	1	0	0	0	0	0	0	0.0
vs Louisiana Tech	11-19-05		2	1-1	1.000	1-1	1.000	0-0	.000	0	0	0	0.0	0	0	1	0	0	0	3	1.5
VIRGINIA-WISE	11-26-05		11	0-1	.000	0-1	.000	0-0	.000	0	0	0	0.0	2	0	1	1	0	0	0	1.0
at Kansas State	12-5-05		4	1-1	1.000	0-0	.000	0-0	.000	1	0	1	0.3	1	0	1	1	0	0	2	1.3
vs #4 Villanova	12-10-05		2	0-1	.000	0-0	.000	0-0	.000	0	0	0	0.2	0	0	1	0	0	0	0	1.0
HIGH POINT	12-17-05		2	0-1	.000	0-1	.000	0-0	.000	0	0	0	0.2	0	0	0	0	0	0	0	0.8
Totals.....		0	22	2-6	.333	1-4	.250	0-0	.000	1	0	1	0.2	4	0	4	2	0	0	5	0.8

Games played: 6
 Points/game: 0.8
 FG Pct: 33.3
 3FG Pct: 25.0

Rebounds/game: 0.2
 Assists/game: 0.7
 Turnovers/game: 0.3
 Assist/turnover ratio: 2.0

2005-06 Longwood Men's Basketball
 Longwood Individual Game-by-Game (as of Dec 21, 2005)
 All games

#20 Jefferson, Michael

Opponent	Date	GS	Min	---TOTAL---		---3-PTS---		---FT-FTA---		----REBOUNDS----				PF	FO	A	TO	Blk	Stl	Pts	Avg
				FG-FGA	Pct	3FG-FGA	Pct	FT-FTA	Pct	Off	Def	Tot	Avg								
at Nebraska	11-18-05	*	31	1-6	.167	0-1	.000	0-0	.000	1	2	3	3.0	2	0	3	4	0	0	2	2.0
vs Louisiana Tech	11-19-05	*	32	8-14	.571	4-6	.667	6-6	1.000	0	0	0	1.5	4	0	2	3	1	1	26	14.0
vs Yale	11-20-05	*	23	2-7	.286	1-5	.200	4-4	1.000	0	1	1	1.3	4	0	3	2	0	1	9	12.3
VIRGINIA-WISE	11-26-05	*	21	5-16	.313	1-5	.200	0-0	.000	2	1	3	1.8	0	0	3	2	0	2	11	12.0
WILLIAM AND MARY	11-28-05	*	33	6-14	.429	1-4	.250	3-4	.750	0	2	2	1.8	0	0	1	0	0	3	16	12.8
LIBERTY	11-30-05	*	37	7-14	.500	1-2	.500	7-8	.875	2	4	6	2.5	2	0	5	4	0	3	22	14.3
at UMKC	12-3-05	*	33	5-12	.417	3-8	.375	4-5	.800	0	1	1	2.3	1	0	1	3	0	0	17	14.7
at Kansas State	12-5-05	*	30	6-10	.600	4-6	.667	0-1	.000	1	0	1	2.1	2	0	1	8	0	3	16	14.9
vs #4 Villanova	12-10-05	*	33	6-11	.545	2-5	.400	5-7	.714	1	2	3	2.2	1	0	4	2	2	1	19	15.3
HIGH POINT	12-17-05	*	35	6-11	.545	1-1	1.000	5-6	.833	1	0	1	2.1	2	0	1	2	0	2	18	15.6
VALPARAISO	12-20-05	*	20	2-5	.400	0-0	.000	0-0	.000	0	1	1	2.0	0	0	2	6	0	1	4	14.5
Totals.....		11	328	54-120	.450	18-43	.419	34-41	.829	8	14	22	2.0	18	0	26	36	3	17	160	14.5

Games played: 11
 Points/game: 14.5
 FG Pct: 45.0
 3FG Pct: 41.9
 FT Pct: 82.9

Rebounds/game: 2.0
 Assists/game: 2.4
 Turnovers/game: 3.3
 Assist/turnover ratio: 0.7
 Steals/game: 1.5
 Blocks/game: 0.3

2005-06 Longwood Men's Basketball
 Longwood Individual Game-by-Game (as of Dec 21, 2005)
 All games

#22 Smith, Dana

Opponent	Date	GS	Min	---TOTAL---		---3-PTS---		FT-FTA		----REBOUNDS----				PF	FO	A	TO	Blk	Stl	Pts	Avg
				FG-FGA	Pct	3FG-FGA	Pct	Pct	Off	Def	Tot	Avg									
at Nebraska	11-18-05		15	4-5	.800	4-4	1.000	0-0	.000	0	2	2	2.0	5	1	1	1	0	0	12	12.0
vs Louisiana Tech	11-19-05		10	1-4	.250	0-1	.000	0-0	.000	0	1	1	1.5	5	1	0	1	0	0	2	7.0
vs Yale	11-20-05		20	3-6	.500	0-1	.000	2-5	.400	1	3	4	2.3	1	0	1	3	1	1	8	7.3
VIRGINIA-WISE	11-26-05		21	6-6	1.000	1-1	1.000	2-2	1.000	4	5	9	4.0	1	0	3	0	1	3	15	9.3
WILLIAM AND MARY	11-28-05		17	3-3	1.000	0-0	.000	1-2	.500	0	0	0	3.2	5	1	1	1	1	0	7	8.8
LIBERTY	11-30-05		17	0-5	.000	0-1	.000	1-2	.500	0	1	1	2.8	3	0	0	3	0	0	1	7.5
at UMKC	12-3-05		13	1-3	.333	0-2	.000	2-2	1.000	1	1	2	2.7	3	0	0	0	0	0	4	7.0
at Kansas State	12-5-05		23	1-4	.250	0-1	.000	0-0	.000	1	3	4	2.9	1	0	4	2	2	0	2	6.4
vs #4 Villanova	12-10-05		17	2-7	.286	2-2	1.000	0-0	.000	2	2	4	3.0	1	0	0	0	0	0	6	6.3
HIGH POINT	12-17-05		22	1-5	.200	0-1	.000	4-4	1.000	1	2	3	3.0	3	0	1	1	3	0	6	6.3
VALPARAISO	12-20-05		23	4-9	.444	0-1	.000	3-4	.750	0	3	3	3.0	4	0	0	2	0	0	11	6.7
Totals.....		0	198	26-57	.456	7-15	.467	15-21	.714	10	23	33	3.0	32	3	11	14	8	4	74	6.7

Games played: 11
 Points/game: 6.7
 FG Pct: 45.6
 3FG Pct: 46.7
 FT Pct: 71.4

Rebounds/game: 3.0
 Assists/game: 1.0
 Turnovers/game: 1.3
 Assist/turnover ratio: 0.8
 Steals/game: 0.4
 Blocks/game: 0.7

2005-06 Longwood Men's Basketball
 Longwood Individual Game-by-Game (as of Dec 21, 2005)
 All games

#32 Pistoljevic, Husein

Opponent	Date	GS	Min	---TOTAL---		---3-PTS---		----REBOUNDS----													
				FG-FGA	Pct	3FG-FGA	Pct	FT-FTA	Pct	Off	Def	Tot	Avg	PF	FO	A	TO	Blk	Stl	Pts	Avg
at Nebraska	11-18-05		13	1-3	.333	1-3	.333	2-2	1.000	0	3	3	3.0	1	0	0	1	0	1	5	5.0
vs Louisiana Tech	11-19-05		9	0-1	.000	0-0	.000	0-0	.000	0	0	0	1.5	1	0	0	2	0	0	0	2.5
vs Yale	11-20-05		8	1-2	.500	1-2	.500	0-0	.000	0	0	0	1.0	1	0	1	0	0	0	3	2.7
VIRGINIA-WISE	11-26-05		18	4-9	.444	2-7	.286	0-0	.000	0	0	0	0.8	0	0	1	1	0	0	10	4.5
WILLIAM AND MARY	11-28-05		8	0-0	.000	0-0	.000	0-0	.000	0	0	0	0.6	0	0	0	0	0	0	0	3.6
at UMKC	12-3-05		7	1-3	.333	1-3	.333	0-0	.000	0	0	0	0.5	0	0	0	0	0	0	3	3.5
at Kansas State	12-5-05		12	2-6	.333	1-5	.200	0-0	.000	1	3	4	1.0	2	0	0	0	0	0	5	3.7
vs #4 Villanova	12-10-05		2	1-1	1.000	1-1	1.000	0-0	.000	0	0	0	0.9	0	0	0	0	0	0	3	3.6
HIGH POINT	12-17-05		11	3-5	.600	1-2	.500	2-2	1.000	0	0	0	0.8	0	0	0	0	0	1	9	4.2
VALPARAISO	12-20-05		9	0-3	.000	0-3	.000	0-0	.000	0	1	1	0.8	3	0	0	0	0	0	0	3.8
Totals.....		0	97	13-33	.394	8-26	.308	4-4	1.000	1	7	8	0.8	8	0	2	4	0	2	38	3.8

Games played: 10
 Points/game: 3.8
 FG Pct: 39.4
 3FG Pct: 30.8
 FT Pct: 100.0

Rebounds/game: 0.8
 Assists/game: 0.2
 Turnovers/game: 0.4
 Assist/turnover ratio: 0.5
 Steals/game: 0.2

2005-06 Longwood Men's Basketball
 Longwood Individual Game-by-Game (as of Dec 21, 2005)
 All games

#42 Kosmo, Chad

Opponent	Date	GS	Min	---TOTAL---		---3-PTS---		FT-FTA		----REBOUNDS----				PF	FO	A	TO	Blk	Stl	Pts	Avg
				FG-FGA	Pct	3FG-FGA	Pct	Pct	Off	Def	Tot	Avg									
at Nebraska	11-18-05	*	14	0-2	.000	0-0	.000	2-6	.333	0	3	3	3.0	4	0	0	1	0	0	2	2.0
vs Louisiana Tech	11-19-05	*	15	0-0	.000	0-0	.000	0-0	.000	1	2	3	3.0	2	0	3	1	0	1	0	1.0
vs Yale	11-20-05	*	15	1-3	.333	0-0	.000	0-2	.000	0	9	9	5.0	4	0	1	4	0	0	2	1.3
VIRGINIA-WISE	11-26-05	*	10	3-5	.600	0-0	.000	0-0	.000	2	1	3	4.5	0	0	0	1	2	0	6	2.5
HIGH POINT	12-17-05		1	0-0	.000	0-0	.000	0-0	.000	0	0	0	3.6	0	0	0	0	0	0	0	2.0
Totals.....		4	55	4-10	.400	0-0	.000	2-8	.250	3	15	18	3.6	10	0	4	7	2	1	10	2.0

Games played: 5
 Points/game: 2.0
 FG Pct: 40.0
 FT Pct: 25.0

Rebounds/game: 3.6
 Assists/game: 0.8
 Turnovers/game: 1.4
 Assist/turnover ratio: 0.6
 Steals/game: 0.2
 Blocks/game: 0.4

2005-06 Longwood Men's Basketball
 Longwood Individual Game-by-Game (as of Dec 21, 2005)
 All games

#45 Sumter, Maurice

Opponent	Date	GS	Min	---TOTAL---		---3-PTS---		FT-FTA		----REBOUNDS----								Pts	Avg		
				FG-FGA	Pct	3FG-FGA	Pct	Pct	Off	Def	Tot	Avg	PF	FO	A	TO	Blk			Stl	
at Nebraska	11-18-05	*	34	7-15	.467	3-5	.600	0-0	.000	1	2	3	3.0	2	0	1	2	0	1	17	17.0
vs Louisiana Tech	11-19-05	*	36	5-10	.500	1-4	.250	0-0	.000	1	7	8	5.5	2	0	2	2	0	1	11	14.0
vs Yale	11-20-05	*	34	4-12	.333	0-3	.000	3-4	.750	1	1	2	4.3	4	0	5	2	2	3	11	13.0
VIRGINIA-WISE	11-26-05	*	22	3-9	.333	0-2	.000	0-0	.000	2	3	5	4.5	2	0	4	1	1	3	6	11.3
WILLIAM AND MARY	11-28-05	*	30	4-11	.364	0-3	.000	3-4	.750	1	4	5	4.6	4	0	2	5	0	3	11	11.2
LIBERTY	11-30-05	*	34	6-12	.500	0-0	.000	3-4	.750	2	7	9	5.3	1	0	0	4	0	0	15	11.8
at UMKC	12-3-05	*	32	4-6	.667	1-2	.500	1-2	.500	1	3	4	5.1	2	0	3	2	1	3	10	11.6
at Kansas State	12-5-05	*	25	1-10	.100	1-1	1.000	3-4	.750	3	3	6	5.3	1	0	0	3	0	1	6	10.9
vs #4 Villanova	12-10-05	*	31	7-12	.583	1-1	1.000	2-2	1.000	5	3	8	5.6	3	0	1	3	2	2	17	11.6
HIGH POINT	12-17-05	*	30	3-7	.429	0-0	.000	2-2	1.000	1	4	5	5.5	1	0	1	3	2	0	8	11.2
VALPARAISO	12-20-05	*	36	9-13	.692	1-3	.333	6-6	1.000	4	3	7	5.6	0	0	5	5	0	1	25	12.5
Totals.....		11	344	53-117	.453	8-24	.333	23-28	.821	22	40	62	5.6	22	0	24	32	8	18	137	12.5

Games played: 11
 Points/game: 12.5
 FG Pct: 45.3
 3FG Pct: 33.3
 FT Pct: 82.1

Rebounds/game: 5.6
 Assists/game: 2.2
 Turnovers/game: 2.9
 Assist/turnover ratio: 0.8
 Steals/game: 1.6
 Blocks/game: 0.7

2005-06 Longwood Men's Basketball
 Longwood Individual Game-by-Game (as of Dec 21, 2005)
 All games

#50 Barrett, Lamar

Opponent	Date	GS	Min	---TOTAL---		---3-PTS---		FT-FTA		----REBOUNDS----				PF	FO	A	TO	Blk	Stl	Pts	Avg
				FG-FGA	Pct	3FG-FGA	Pct	Pct	Off	Def	Tot	Avg									
at Nebraska	11-18-05	*	14	2-2	1.000	1-1	1.000	0-0	.000	3	0	3	3.0	2	0	2	1	0	3	5	5.0
vs Louisiana Tech	11-19-05	*	25	4-7	.571	0-1	.000	0-0	.000	3	2	5	4.0	3	0	4	1	0	0	8	6.5
vs Yale	11-20-05	*	25	2-6	.333	0-1	.000	1-3	.333	2	2	4	4.0	1	0	1	1	1	1	5	6.0
VIRGINIA-WISE	11-26-05	*	22	4-8	.500	0-0	.000	2-4	.500	3	1	4	4.0	3	0	1	0	0	1	10	7.0
WILLIAM AND MARY	11-28-05	*	29	6-12	.500	0-3	.000	1-1	1.000	3	0	3	3.8	2	0	3	2	1	1	13	8.2
LIBERTY	11-30-05	*	23	2-7	.286	0-0	.000	0-0	.000	1	0	1	3.3	2	0	1	1	0	2	4	7.5
at UMKC	12-3-05	*	25	2-4	.500	0-0	.000	1-3	.333	1	2	3	3.3	2	0	1	3	0	1	5	7.1
at Kansas State	12-5-05	*	20	2-6	.333	0-1	.000	0-0	.000	0	3	3	3.3	5	1	2	0	0	0	4	6.8
vs #4 Villanova	12-10-05	*	27	3-5	.600	0-0	.000	1-1	1.000	0	6	6	3.6	4	0	2	3	1	0	7	6.8
HIGH POINT	12-17-05	*	23	6-8	.750	0-0	.000	2-3	.667	1	1	2	3.4	3	0	2	0	0	1	14	7.5
VALPARAISO	12-20-05	*	26	3-9	.333	0-0	.000	1-2	.500	2	3	5	3.5	4	0	0	0	0	2	7	7.5
Totals.....		11	259	36-74	.486	1-7	.143	9-17	.529	19	20	39	3.5	31	1	19	12	3	12	82	7.5

Games played: 11
 Points/game: 7.5
 FG Pct: 48.6
 3FG Pct: 14.3
 FT Pct: 52.9

Rebounds/game: 3.5
 Assists/game: 1.7
 Turnovers/game: 1.1
 Assist/turnover ratio: 1.6
 Steals/game: 1.1
 Blocks/game: 0.3

NCAA Division I Independent Men's Basketball

Players of the Week and Statistics Release - December 20, 2005



2005-06 Division I Independent Men's Basketball Standings

	Overall (as of 12/18/05)		vs. D-I Independents	
	Record	Pct.	Record	Pct.
Texas A&M-Corpus Christi	6-3	.667	1-0	1.000
Utah Valley State	5-5	.500	0-0	.000
North Dakota State	5-5	.500	0-0	.000
South Dakota State	3-7	.300	1-0	1.000
IPFW	2-6	.250	0-0	.000
Texas-Pan American	2-8	.200	0-0	.000
Longwood	2-8	.200	0-0	.000
UC Davis	1-7	.125	0-1	.000
Savannah State	1-10	.091	0-0	.000
Northern Colorado	0-12	.000	0-1	.000

2005-06 Honor Roll

Player of the Week

12/6 Ben Woodside, North Dakota State
 12/13 Chris Daniels, TAMUCC
 12/20 Chris Daniels, TAMUCC
 1/3
 1/10
 1/17
 1/24
 1/31
 2/7
 2/14
 2/21
 2/28

Player of the Week

Chris Daniels • C • Jr. • San Antonio, Texas • Texas A&M-Corpus Christi

Daniels had another impressive weekend for the Islanders as he averaged 19 points and 11 rebounds as the Islanders went 1-1 on the week. Against fellow indy UC Davis in the first round of the Shamrock Office Solutions Classic hosted by Saint Mary's (Calif.), Daniels had 27 points and a career-high 15 rebounds with a block in the 64-53 win. In the championship game, he had 11 points with a team-high seven rebounds and two blocks in a 69-67 loss to Saint Mary's. For his performance, he was named to the all-tournament team.

Others Nominated: Eric Heien, South Dakota State; Phil Rasmussen, UC Davis; Dexter Shankle, Texas-Pan American; Andre Smith, North Dakota State; Sean Taibi, Northern Colorado.

Newcomer Player of the Week

12/6 Matt Cadwell, South Dakota State
 12/13 Josh Washington, TAMUCC
 12/20 Brett Winkelman, North Dakota St.
 1/3
 1/10
 1/17
 1/24
 1/31
 2/7
 2/14
 2/21
 2/28

Newcomer of the Week

Brett Winkelman • F • R-Fr. • Morris, Minn. • North Dakota State

Winkelman averaged 11.7 points, 9.3 rebounds and 2.0 steals in three starts for North Dakota State. He had 14 points and eight rebounds in a win over Denver, scored 12 points with nine rebounds in a win over Idaho State, and scored nine points with a game-high 11 rebounds in a loss to Manhattan. Winkelman was 12 of 17 from the foul line (71 percent). He has scored in double figures seven times in 11 starts and is averaging 11.8 points, 7.2 rebounds and 2.2 assists for the season while shooting better than 50 percent from the floor.

Others Nominated: Kyle Brucculeri, UC Davis; Kano Edwards, Texas-Pan American; Cedric Smith, Texas A&M-Corpus Christi.